

**International Gravity Sports Association**

**Event:** Maryhill - World Championships  
**Location:** Goldendale, Washington, USA  
**Date:** 31-Aug-08  
**Event Level:** World Cup  
**Weather:** Hot and Breezy

**Promoter:** John Ozman  
**Chief Steward:** Marcus Rietema  
**Starter:** Bob Ozman  
**Track Conditions:** Dry  
**Course Length:** 2.2 mi

**Downhill Skateboard Qualifying**

<b>Pos</b>	<b>No</b>	<b>Surname</b>	<b>First Name</b>	<b>Nat</b>	<b>Run #1</b>	<b>Run #2</b>	<b>Best</b>
1	3	Siegrist	Martin	SUI	3:08.442	3:15.475	3:08.442
2	321	Switzer	Patrick	CAN	3:10.201	3:13.020	3:10.201
3	69	Zietsman	Mike	RSA	3:10.354	3:14.744	3:10.354
4	5	Smith	Scott	CAN	3:10.467	3:16.143	3:10.467
5	58	Kelly	James	USA	3:10.746	3:14.862	3:10.746
6	102	Lang	Nate	CAN	3:11.037	3:16.576	3:11.037
7	54	Reimer	Kevin	CAN	3:11.333	3:14.635	3:11.333
8	194	Morrow	Tristan	USA	3:12.179	3:14.924	3:12.179
9	34	Hertler	Sebastian	GER	3:12.215	3:16.466	3:12.215
10	59	Siddiqi	Georges	USA	3:12.338	3:15.767	3:12.338
11	2	Erban	Mischo	CAN	3:12.577	3:42.807	3:12.577
12	19	Lindstrom	Fredrik	SWE	3:12.635	3:15.945	3:12.635
13	73	Buksa	Graham	CAN	3:12.706	3:15.990	3:12.706
14	316	McGoldrick	Mike	CAN	3:12.915	3:18.759	3:12.915
15	197	Mitchell	David	USA	3:12.988	3:17.314	3:12.988
16	78	Manougian	Dennis	USA	3:13.023	3:21.334	3:13.023
17	1	Lundberg	Erik	SWE	3:13.120	3:15.084	3:13.120
18	6	Edstrand	Thomas	CAN	3:13.676	3:17.515	3:13.676
19	44	Martin	Kyle	CAN	3:13.999	3:18.787	3:13.999
20	562	Bareaud	Olivier	FRA	3:14.136	3:19.332	3:14.136
21	15	Meehan	Riley	USA	3:14.166	3:19.013	3:14.166
22	123	Startup	Blake	CAN	3:14.440	3:19.806	3:14.440
23	224	Bas	Stephane	FRA	3:14.487	3:19.209	3:14.487
24	190	Benda	Mike	USA	3:14.637	3:19.581	3:14.637
25	83	Charlton	Sandy	CAN	3:15.132	3:20.757	3:15.132
26	128	Rolf	Josh	USA	3:15.282	3:19.073	3:15.282
27	178	Pilloni	Louis	USA	3:15.295	3:22.246	3:15.295
28	215	Chatput	Chris	USA	3:15.426	3:22.527	3:15.426
29	16	Duran	J.M.	USA	3:15.735	3:22.970	3:15.735
30	66	Budro	Jeff	USA	3:15.904	3:21.322	3:15.904
31	401	Tidd	Charlie	CAN	3:16.030	3:19.082	3:16.030
32	142	MacCannell	Andrew	CAN	3:16.089	3:17.108	3:16.089
33	560	Maytum	Zak	USA	3:16.146	3:18.064	3:16.146
34	548	Daddow	Steve	AUS	3:16.331	3:23.655	3:16.331
35	211	Peck	Brian	USA	3:16.383	3:25.612	3:16.383
36	17	Connolly	Pete	GBR	3:19.004	3:16.403	3:16.403
37	565	Rizzo	Patrick	USA	3:16.429	3:21.755	3:16.429
38	135	Martens	Tyler	CAN	3:16.968	3:19.554	3:16.968
39	103	Brunson	William	USA	3:17.095	3:19.694	3:17.095
40	549	Dubois	Justin	CAN	3:17.134	3:44.842	3:17.134
41	40	Mercardo	Andrew	USA	3:18.967	3:17.400	3:17.400
42	591	Jean	Nick	CAN	3:17.429	3:21.444	3:17.429
43	539	Yates	Adam	AUS	3:17.614	3:18.635	3:17.614
44	230	Gregg	Richard	FRA	3:17.619	4:01.782	3:17.619
45	553	Geier	Jeremy	USA	3:17.728	3:23.905	3:17.728
46	244	McGuirk	Robin	USA	3:18.320	3:17.731	3:17.731
47	301	Breton	Nick	CAN	3:20.691	3:18.045	3:18.045
48	569	Shapiera	Jackson	AUS	3:18.058	3:21.225	3:18.058

**International Gravity Sports Association**

**Event:** Maryhill - World Championships  
**Location:** Goldendale, Washington, USA  
**Date:** 31-Aug-08  
**Event Level:** World Cup  
**Weather:** Hot and Breezy

**Promoter:** John Ozman  
**Chief Steward:** Marcus Rietema  
**Starter:** Bob Ozman  
**Track Conditions:** Dry  
**Course Length:** 2.2 mi

**Downhill Skateboard Qualifying Continued**

<b>Pos</b>	<b>No</b>	<b>Surname</b>	<b>First Name</b>	<b>Nat</b>	<b>Run #1</b>	<b>Run #2</b>	<b>Best</b>
49	152	Del Rosario-Rojas	Timothy	USA	3:18.185	3:26.266	3:18.185
50	259	Holland	Kyle	CAN	3:18.185	3:22.559	3:18.185
51	198	Woodfine	Jeff	CAN	3:18.328	3:23.061	3:18.328
52	18	Fourie	Liam	RSA	3:18.451	3:35.986	3:18.451
53	202	Lau	Ethan	USA	3:18.537	3:27.380	3:18.537
54	173	Drysdale	Tad	USA	3:18.655	3:24.087	3:18.655
55	27	Werner	Dusty	RSA	3:19.149	3:21.009	3:19.149
56	87	Meiners	Billy	USA	3:26.406	3:19.496	3:19.496
57	255	Hamilton	Aaron	CAN	3:19.519	3:22.373	3:19.519
58	302	Chapman	Andrew	CAN	3:19.555	3:19.775	3:19.555
59	88	English	Rylan	CAN	3:19.778	3:21.914	3:19.778
60	563	Oury	Michael	SUI	3:19.964	3:27.168	3:19.964
61	551	Flis	Anthony		3:20.198	3:20.055	3:20.055
62	106	Price	David	USA	3:20.134	3:20.276	3:20.134
63	168	Johnston	Hugh	CAN	3:20.256	3:21.670	3:20.256
64	28	McKendry III	Robert	USA	3:20.339	3:38.525	3:20.339
65	587	Rubin	Michael	USA	3:20.349	3:26.046	3:20.349
66	249	Brinson	Spencer	USA	3:20.506	3:25.219	3:20.506
67	444	Pape	Dan	CAN	3:20.705	3:25.443	3:20.705
68	32	Weisfeld	Joshua	USA	3:20.752	3:26.680	3:20.752
69	62	Nelson	Brett	USA	3:37.791	3:20.789	3:20.789
70	547	Cooper	Kevin	USA	3:21.204	3:31.788	3:21.204
71	160	Ozuna	Dean	USA	3:33.568	3:21.287	3:21.287
72	187	Cation	Lee	CAN	3:21.699	3:26.366	3:21.699
73	513	Bergstrom	Kenny	USA	3:21.816	3:31.253	3:21.816
74	556	Korczak	Ryan	CAN	3:21.818	3:37.820	3:21.818
75	289	Hansen	Jake	USA	3:21.895	3:28.956	3:21.895
76	84	Davies	Brianne	CAN	3:21.911	3:26.160	3:21.911
77	262	Hovey	Eric	USA	3:22.032	3:23.047	3:22.032
78	312	Holden	Brian	CAN	3:22.120	3:22.970	3:22.120
79	25	Forschner	Eugen	GER	3:22.647	3:27.546	3:22.647
80	56	Clutario	Kevin	USA	3:22.753	DNF	3:22.753
81	297	Anderson	Haven	CAN	3:22.803	3:29.791	3:22.803
82	354	Dombrosky	Jordon	CAN	3:22.872	3:43.559	3:22.872
83	232	Hornbrook	Richard	CAN	3:23.061	3:26.461	3:23.061
84	162	Harnay	Cyrille	FRA	3:23.714	3:25.343	3:23.714
85	582	Staub	Calvin	USA	3:24.471	3:29.424	3:24.471
86	567	Round	James	CAN	3:24.518	3:31.125	3:24.518
87	474	Watson	Tommy	USA	3:24.647	3:32.740	3:24.647
88	325	Brady	Bryce	USA	3:36.664	3:24.782	3:24.782
89	441	Nguyen	Ivan	CAN	3:24.809	3:26.677	3:24.809
90	511	Kelley	Graham	USA	3:24.906	3:28.031	3:24.906
91	30	Evans	Tom	GBR	3:25.106	3:25.514	3:25.106
92	581	Smith	Spencer	USA	3:25.361	3:29.812	3:25.361
93	554	Green	Micah	USA	3:25.497	3:27.436	3:25.497
94	528	Sorg	Sean	CAN	3:25.708	3:34.843	3:25.708
95	571	Uhlenkott	David	USA	3:25.793	3:35.212	3:25.793
96	561	Melo	Luke	CAN	3:25.820	3:29.573	3:25.820

**International Gravity Sports Association**

**Event:** Maryhill - World Championships  
**Location:** Goldendale, Washington, USA  
**Date:** 31-Aug-08  
**Event Level:** World Cup  
**Weather:** Hot and Breezy

**Promoter:** John Ozman  
**Chief Steward:** Marcus Rietema  
**Starter:** Bob Ozman  
**Track Conditions:** Dry  
**Course Length:** 2.2 mi

**Downhill Skateboard Qualifying Continued**

<b>Pos</b>	<b>No</b>	<b>Surname</b>	<b>First Name</b>	<b>Nat</b>	<b>Run #1</b>	<b>Run #2</b>	<b>Best</b>
97	35	Conner	Danny	USA	3:41.247	3:25.969	3:25.969
98	340	Wehner	Danimal	USA	3:26.027	4:05.481	3:26.027
99	611	Huey	John	USA	3:34.622	3:26.124	3:26.124
100	570	Sorenson	Ryan	USA	3:26.202	3:27.263	3:26.202
101	447	Rowan	Jp	CAN	3:26.851	3:47.074	3:26.851
102	588	Haddish	Kaleb	USA	3:27.204	3:35.627	3:27.204
103	559	Lukoszek	Ben	AUS	3:27.219	3:32.518	3:27.219
104	552	Frydrychowski	Mark	USA	3:27.590	3:30.851	3:27.590
105	586	Neilson	Katie	CAN	3:27.736	3:31.973	3:27.736
106	167	Anderson	Marc	USA	3:27.753	3:31.196	3:27.753
107	574	Warsh	Sam	CAN	3:28.083	3:28.125	3:28.083
108	264	Gonzales	Justin	USA	3:52.267	3:28.238	3:28.238
109	150	Carroll	Paul	USA	3:47.298	3:28.328	3:28.328
110	193	Poscente	Chiara	CAN	3:38.338	3:28.389	3:28.389
111	550	Field	Benjamin	USA	3:44.309	3:28.557	3:28.557
112	115	Johnsen	Andreas	SWE	3:28.636	3:30.642	3:28.636
113	307	Pearce	Sterling	CAN	3:28.714	3:31.547	3:28.714
114	579	Ronzani	Nick	USA	3:29.033	3:36.079	3:29.033
115	481	Trainer	Gabe	USA	3:29.116	3:31.302	3:29.116
116	252	Wixted	Brody	USA	3:29.179	3:30.935	3:29.179
117	398	Crozier	Kelsey	CAN	3:30.843	3:29.636	3:29.636
118	555	Kawasugi	Jase	USA	3:29.721	3:30.800	3:29.721
119	564	Readings	Justin	CAN	3:34.445	3:29.958	3:29.958
120	159	Pettie	Stuart (Stumanchu)	CAN	3:30.361	3:47.998	3:30.361
121	576	Brodie	John	USA	3:31.484	3:30.378	3:30.378
122	472	Fike	Ian	USA	3:39.815	3:31.705	3:31.705
123	461	Hang	Uta	GER	3:49.715	3:32.705	3:32.705
124	534	Wagner	Connor	USA	3:36.976	3:32.797	3:32.797
125	580	Schmitt	Connor		3:32.853	3:41.941	3:32.853
126	546	Boyd	Benny	CAN	4:10.227	3:33.085	3:33.085
127	433	Kornienko	Dasha	CAN	3:33.642	3:54.866	3:33.642
128	39	Chayjanya	Baltic	THA	3:34.368	3:58.445	3:34.368
129	523	Sheehy	Chris	USA	3:35.631	4:34.381	3:35.631
130	609	Porras	Juan Pablo	VEN	3:36.342	3:39.537	3:36.342
131	413	Richardson	Carley	CAN	3:36.848	DNS	3:36.848
132	583	Daigneault	Charlie	CAN	3:57.033	3:37.193	3:37.193
133	566	Rosen	Dorian	USA	3:37.535	3:37.306	3:37.306
134	545	Aveyard	Nathan	AUS	3:38.343	3:46.257	3:38.343
135	607	Lang	Joachim	GER	3:39.136	3:44.568	3:39.136
136	608	Weber	Beni	SUI	3:39.645	3:42.388	3:39.645
137	573	Walter	Nathan	USA	3:40.066	3:55.380	3:40.066
138	578	Kopyt	Steven	CAN	3:42.711	3:52.764	3:42.711
139	577	Henderson	Keith	USA	3:48.021	3:45.264	3:45.264
140	575	Brinson	Peter	USA	3:45.724	3:57.654	3:45.724
141	610	Morgan	Liam	USA	3:48.932	4:00.350	3:48.932
142	457	Harding	Anne	CAN	3:59.804	3:50.945	3:50.945
143	346	Schmucker Jr.	Edward	USA	3:51.792	3:52.875	3:51.792
144	612	Nez	Brian		DNS	3:53.958	3:53.958

**International Gravity Sports Association**

**Event:** Maryhill - World Championships  
**Location:** Goldendale, Washington, USA  
**Date:** 31-Aug-08  
**Event Level:** World Cup  
**Weather:** Hot and Breezey

**Promoter:** John Ozman  
**Chief Steward:** Marcus Rietema  
**Starter:** Bob Ozman  
**Track Conditions:** Dry  
**Course Length:** 2.2 mi

**Downhill Skateboard Qualifying Continued**

Pos	No	Surname	First Name	Nat	Run #1	Run #2	Best
145	514	Brooks	Patrick	USA	4:03.986	3:56.361	3:56.361
146	464	Feldbaum	Karin	GER	3:57.660	DNS	3:57.660
147	496	Kavalunas	Matt	USA	4:07.184	4:00.526	4:00.526
148	590	Kerfoot	Marion	CAN	4:02.949	5:26.828	4:02.949
149	589	Dubois	Quinn	CAN	4:04.820	4:18.274	4:04.820
150	606	Conaway	Christian	USA	4:09.817	4:08.699	4:08.699
151	195	Tokle	Eric	USA	4:38.380	4:38.214	4:38.214
152	4	Sakamoto	Noah	USA	DNS	DNS	DNS
153	568	Smock	Steven		DNS	DNS	DNS

**Womens Downhill Skateboard Qualifying**

Pos	No	Surname	First Name	Nat	Run #1	Run #2	Best
1	84	Davies	Brianne	CAN	3:21.911	3:26.160	3:21.911
2	297	Anderson	Haven	CAN	3:22.803	3:29.791	3:22.803
3	586	Neilson	Katie	CAN	3:27.736	3:31.973	3:27.736
4	193	Poscente	Chiara	CAN	3:38.338	3:28.389	3:28.389
5	461	Hang	Uta	GER	3:49.715	3:32.705	3:32.705
6	433	Kornienko	Dasha	CAN	3:33.642	3:54.866	3:33.642
7	413	Richardson	Carley	CAN	3:36.848	DNS	3:36.848
8	583	Daigneault	Charlie	CAN	3:57.033	3:37.193	3:37.193
9	457	Harding	Anne	CAN	3:59.804	3:50.945	3:50.945
10	464	Feldbaum	Karin	GER	3:57.660	DNS	3:57.660
11	590	Kerfoot	Marion	CAN	4:02.949	5:26.828	4:02.949

**Junior Downhill Skateboard Qualifying**

Pos	No	Surname	First Name	Nat	Run #1	Run #2	Best
1	15	Meehan	Riley	USA	3:14.166	3:19.013	3:14.166
2	401	Tidd	Charlie	CAN	3:16.030	3:19.082	3:16.030
3	560	Maytum	Zak	USA	3:16.146	3:18.064	3:16.146
4	591	Jean	Nick	CAN	3:17.429	3:21.444	3:17.429
5	152	Del Rosario-Rojas	Timothy	USA	3:18.185	3:26.266	3:18.185
6	259	Holland	Kyle	CAN	3:18.185	3:22.559	3:18.185
7	289	Hansen	Jake	USA	3:21.895	3:37.020	3:21.895
8	582	Staub	Calvin	USA	3:24.471	3:29.424	3:24.471
9	581	Smith	Spencer	USA	3:25.361	3:29.812	3:25.361
10	554	Green	Micah	USA	3:25.497	3:27.436	3:25.497
11	561	Melo	Luke	CAN	3:25.820	3:29.573	3:25.820
12	588	Haddish	Kaleb	USA	3:27.204	3:35.627	3:27.204
13	264	Gonzales	Justin	USA	3:52.267	3:28.238	3:28.238
14	579	Ronzani	Nick	USA	3:29.033	3:36.079	3:29.033
15	481	Trainer	Gabe	USA	3:29.116	3:31.302	3:29.116
16	564	Readings	Justin	CAN	3:34.445	3:29.958	3:29.958
17	576	Brodie	John	USA	3:31.484	3:30.378	3:30.378
18	472	Fike	Ian	USA	3:39.815	3:31.750	3:31.750
19	534	Wagner	Connor	USA	3:36.976	3:32.797	3:32.797
20	580	Schmitt	Connor		3:32.853	3:41.941	3:32.853
21	523	Sheehy	Chris	USA	3:35.631	4:34.381	3:35.631

**International Gravity Sports Association**

**Event:** Maryhill - World Championships  
**Location:** Goldendale, Washington, USA  
**Date:** 31-Aug-08  
**Event Level:** World Cup  
**Weather:** Hot and Breezey

**Promoter:** John Ozman  
**Chief Steward:** Marcus Rietema  
**Starter:** Bob Ozman  
**Track Conditions:** Dry  
**Course Length:** 2.2 mi

**Junior Downhill Skateboard Qualifying Continued**

Pos	No	Surname	First Name	Nat	Run #1	Run #2	Best
22	578	Kopyt	Steven	CAN	3:42.711	3:52.764	3:42.711
23	577	Henderson	Keith	USA	3:48.021	3:45.264	3:45.264
24	575	Brinson	Peter	USA	3:45.724	3:57.654	3:45.724
25	610	Morgan	Liam	USA	3:48.932	4:00.350	3:48.932
26	589	Dubois	Quinn	CAN	4:04.820	4:18.274	4:04.820
27	606	Conaway	Christian	USA	4:09.817	4:08.699	4:08.699

**Street Luge Qualifying**

Pos	No	Surname	First Name	Nat	Run #1	Run #2	Best
1	6	Lang	Matthias	GER	3:05.641	3:06.732	3:05.641
2	59	McIntyre	Michael	USA	3:08.950	3:08.236	3:08.236
3	15	Meehan	Riley	USA	3:09.700	3:12.811	3:09.700
4	608	Weber	Beni	SUI	3:15.369	3:12.683	3:12.683
5	25	Forschner	Eugen	GER	3:13.575	3:13.124	3:13.124
6	78	Dean	David	USA	3:19.814	3:13.511	3:13.511
7	201	Bouchard	Louis-Etienne	CAN	3:14.039	3:16.126	3:14.039
8	32	Eliot	Peter	GBR	3:15.838	3:14.979	3:14.979
9	206	Touchette	Cedric Bob	CAN	3:19.514	3:15.263	3:15.263
10	74	Meijer	Claes	SWE	3:15.635	3:18.369	3:15.635
11	4	McBride	Chris	USA	3:15.677	3:19.847	3:15.677
12	12	Lee	Brian	USA	3:30.039	3:15.768	3:15.768
13	34	Busse	Paul	USA	3:16.166	3:20.278	3:16.166
14	178	Parks	Kolby	CAN	3:16.298	3:19.350	3:16.298
15	221	Ozman	Bob	USA	3:18.012	DNS	3:18.012
16	211	Christopher	Michael	USA	3:18.800	3:19.487	3:18.800
17	205	Lavoie	Charles-antoine	CAN	3:27.604	3:18.881	3:18.881
18	218	Morris	Taylor	USA	3:19.151	3:23.253	3:19.151
19	170	Hicks	Christopher	USA	3:21.096	3:20.802	3:20.802
20	213	Colmorgen	John	USA	3:23.401	3:26.126	3:23.401
21	251	Castaneda	Kyle	USA	3:23.528	3:26.306	3:23.528
22	606	Conaway	Christian	USA	DNF	3:24.969	3:24.969
23	60	Sousa	Jorge	POR	3:26.428	3:25.711	3:25.711
24	212	Dalessandro	Robert	USA	3:26.850	3:28.403	3:26.850
25	223	Preston	Trevor	USA	3:33.371	3:26.906	3:26.906
26	197	Mailman	Mike	USA	3:59.830	3:28.026	3:28.026
27	222	Lehman	David	USA	DNS	3:43.281	3:43.281
28	91	Earwood	David	USA	3:44.740	3:45.500	3:44.740
29	198	Ellett	David	USA	DNS	DNS	DNS

**Classic Luge Qualifying**

Pos	No	Surname	First Name	Nat	Run #1	Run #2	Best
1	162	Serek	Michael	AUT	3:12.841	3:15.225	3:12.841
2	15	Meehan	Riley	USA	3:15.800	DNS	3:15.800
3	6	Lang	Matthias	GER	3:19.912	3:19.093	3:19.093
4	32	Eliot	Peter	GBR	3:29.283	3:20.370	3:20.370
5	607	Lang	Joachim	GER	3:23.609	3:23.334	3:23.334
6	115	Johnsen	Andreas	SWE	3:24.084	3:27.579	3:24.084

**International Gravity Sports Association**

**Event:** Maryhill - World Championships  
**Location:** Goldendale, Washington, USA  
**Date:** 31-Aug-08  
**Event Level:** World Cup  
**Weather:** Hot and Breezey

**Promoter:** John Ozman  
**Chief Steward:** Marcus Rietema  
**Starter:** Bob Ozman  
**Track Conditions:** Dry  
**Course Length:** 2.2 mi

**Classic Luge Qualifying Continued**

Pos	No	Surname	First Name	Nat	Run #1	Run #2	Best
7	251	Castaneda	Kyle	USA	3:26.785	3:27.390	3:26.785
8	4	McBride	Chris	USA	3:27.110	3:27.017	3:27.017
9	1	Peer	Scott	USA	3:27.414	3:28.443	3:27.414
10	201	Bouchard	Louis-Etienne	CAN	4:02.203	3:27.994	3:27.994
11	205	Lavoie	Charles-antoine	CAN	3:28.943	3:28.913	3:28.913
12	170	Hicks	Christopher	USA	3:34.518	3:32.880	3:32.880
13	197	Mailman	Mike	USA	3:35.029	3:33.299	3:33.299
14	209	Alexander	Daniel		3:47.591	3:34.315	3:34.315
15	60	Sousa	Jorge	POR	4:11.486	3:44.380	3:44.380
16	606	Conaway	Christian	USA	DNS	3:46.585	3:46.585
17	523	Sheehy	Chris	USA	4:01.213	DNS	4:01.213
18	206	Touchette	Cedric Bob	CAN	4:09.349	DNS	4:09.349
19	62	Nelson	Brett	USA	DNS	DNS	DNS

**Downhill Inline Qualifying**

Pos	No	Surname	First Name	Nat	Run #1	Run #2	Best
1	6	Hughes	David	CAN	3:19.184	3:18.815	3:18.815
2	55	Huber	Timothy	USA	3:27.418	3:19.174	3:19.174
3	10	Merkert	George	USA	3:19.279	3:45.182	3:19.279
4	1	Peer	Scott	USA	3:19.914	3:21.744	3:19.914
5	3	Lambert	David	USA	3:22.526	3:36.241	3:22.526
6	2	Focke	Warren	USA	3:26.826	3:24.781	3:24.781
7	11	Ellis	Craig	USA	DNS	DNS	DNS

**Gravity Bike Qualifying**

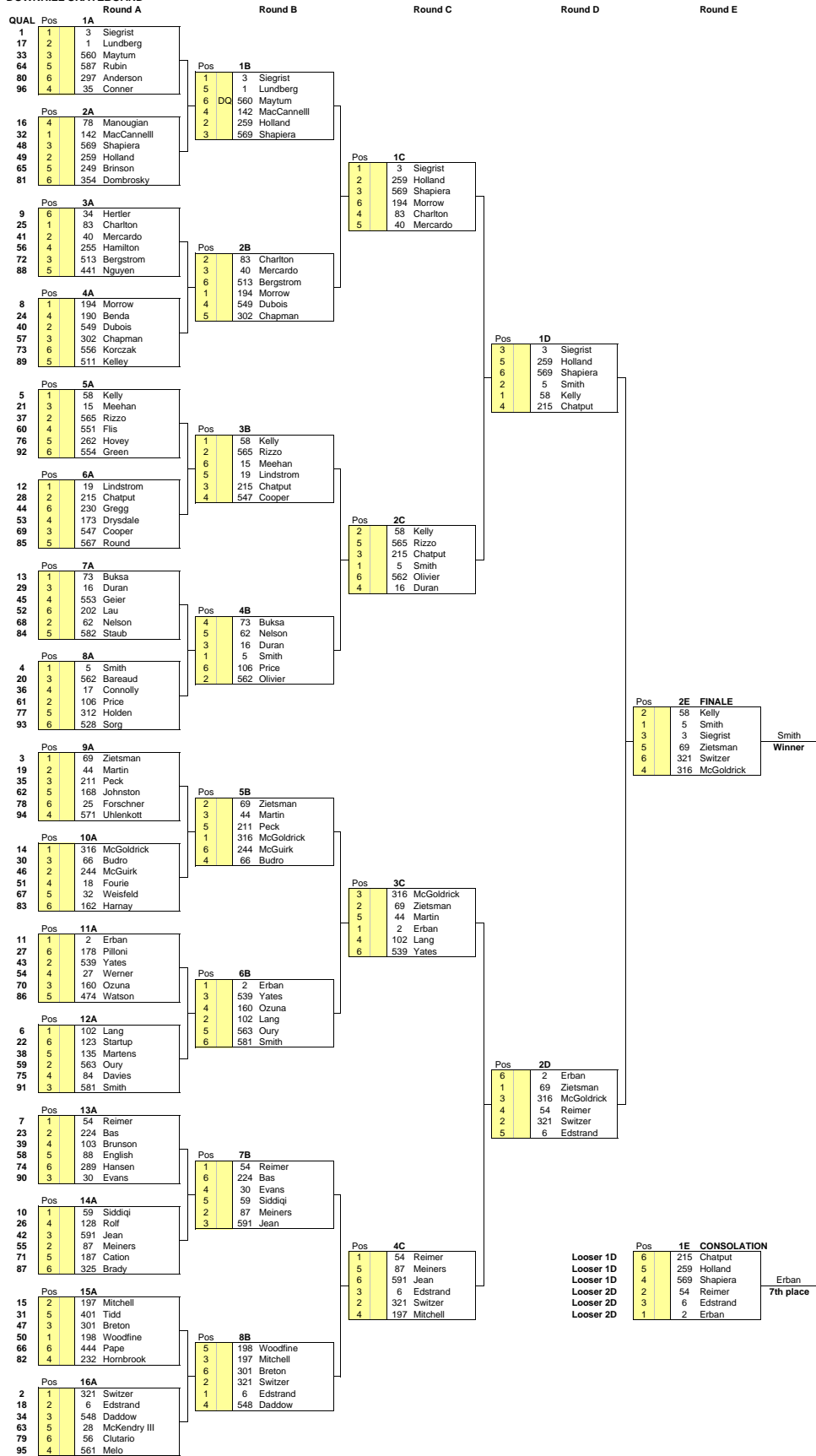
Pos	No	Surname	First Name	Nat	Run #1	Run #2	Best
1	25	Phillips	Brett	AUS	3:11.557	3:10.864	3:10.864
2	59	McIntyre	Michael	USA	3:13.322	3:12.747	3:12.747
3	23	Tiller	Gabriel	USA	3:17.008	3:15.354	3:15.354
4	21	Bridge	Chuck	USA	3:22.115	3:22.675	3:22.115
5	159	Pettie	Stuart (Stumanchu)	CAN	3:26.591	3:24.617	3:24.617
6	22	Truman	Aaron	USA	3:25.865	3:49.257	3:25.865
7	115	Johnsen	Andreas	SWE	DNS	3:35.160	3:35.160
8	5	Mitchell	Charlene	USA	DNS	DNS	DNS

**International Gravity Sports Association**

**Event:** Maryhill - World Championships  
**Location:** Goldensale, Washington, USA  
**Date:** 31-Aug-08  
**Event Level:** World Cup  
**Weather:** Hot and Breezy

**Promoter:** John Ozman  
**Chief Steward:** Marcus Rietema  
**Starter:** Bob Ozman  
**Track Conditions:** Dry  
**Course Length:** 2.2 mi

**DOWNHILL SKATEBOARD**

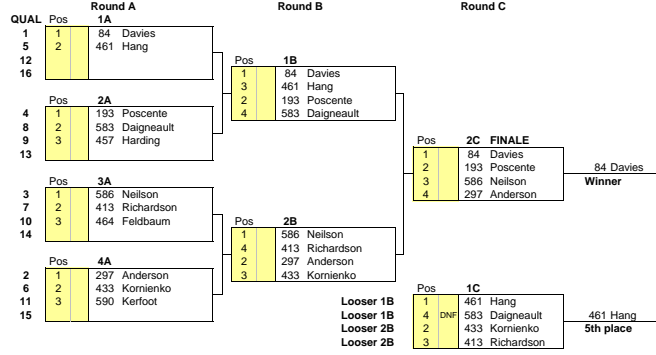


**International Gravity Sports Association**

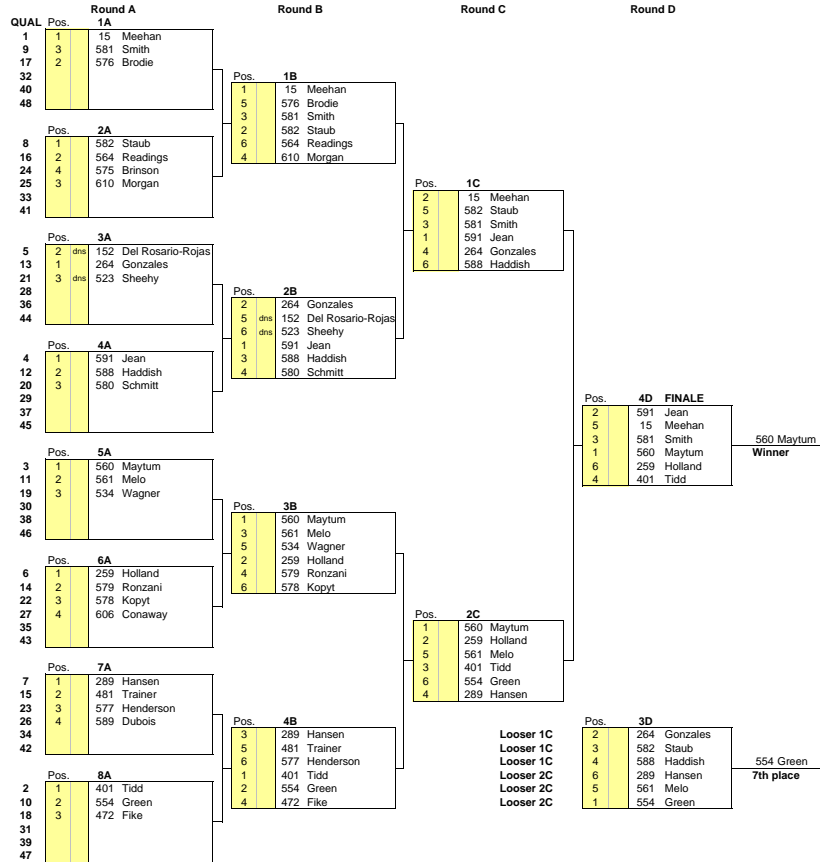
**Event:** Maryhill - World Championships  
**Location:** Goldendale, Washington, USA  
**Date:** 31-Aug-08  
**Event Level:** World Cup  
**Weather:** Hot and Breezy

**Promoter:** John Ozman  
**Chief Steward:** Marcus Rietema  
**Starter:** Bob Ozman  
**Track Conditions:** Dry  
**Course Length:** 2.2 mi

**WOMEN'S DOWNHILL SKATEBOARD**



**JUNIOR DOWNHILL SKATEBOARD**

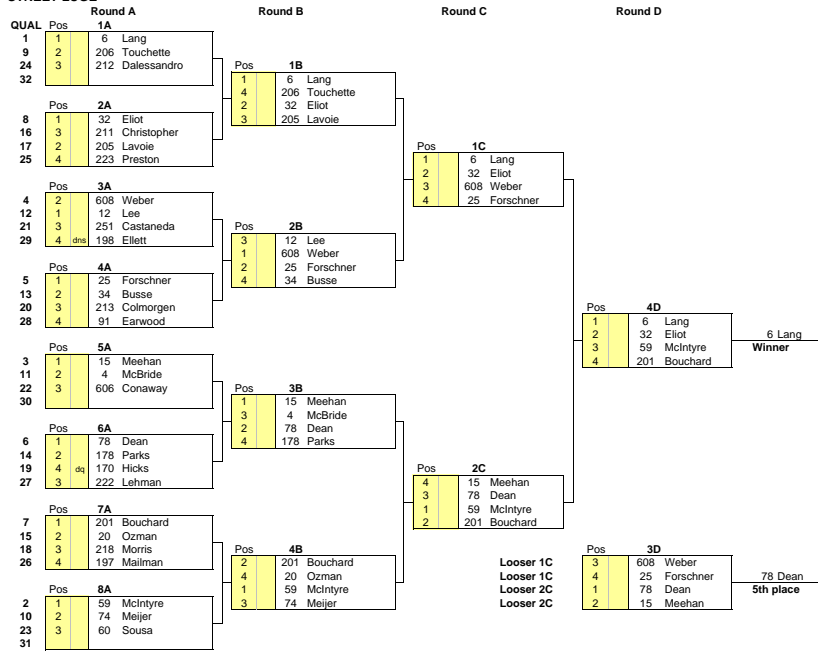


**International Gravity Sports Association**

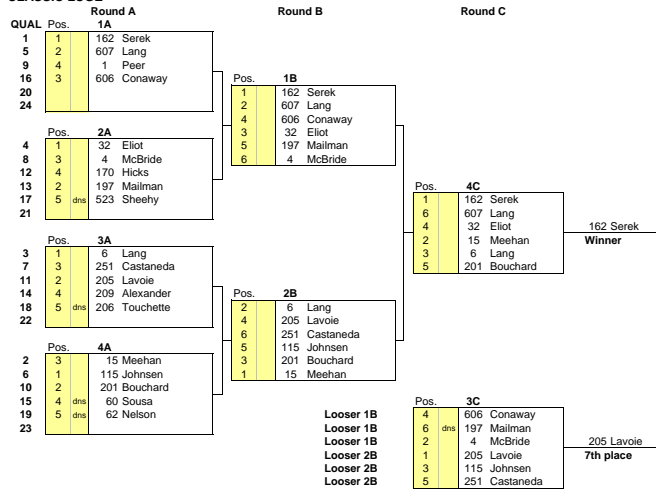
Event: Mainill World Championships  
 Location: Goldendale, Washington, USA  
 Date: 31-Aug-08  
 Event Level: World Cup  
 Weather: Hot and Breezy

Promoter: John Ozman  
 Chief Steward: Marcus Rietema  
 Starter: Bob Ozman  
 Track Conditions: Dry  
 Course Length: 2.2 mi

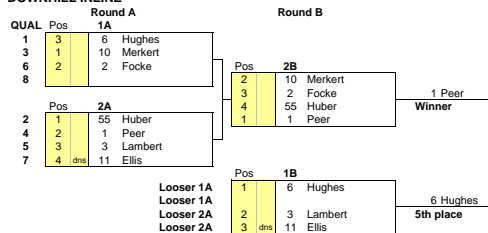
**STREET LUGE**



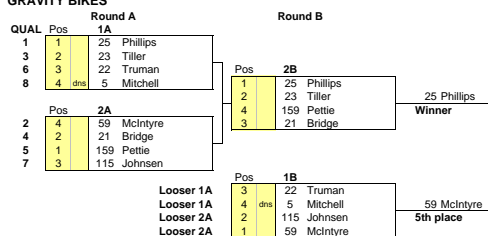
**CLASSIC LUGE**



**DOWNHILL INLINE**



**GRAVITY BIKES**



**International Gravity Sports Association**

**Event:** Maryhill - World Championships  
**Location:** Goldendale, Washington, USA  
**Date:** 31-Aug-08  
**Event Level:** World Cup  
**Weather:** Hot and Breezy

**Promoter:** John Ozman  
**Chief Steward:** Marcus Rietema  
**Starter:** Bob Ozman  
**Track Conditions:** Dry  
**Course Length:** 2.2 mi

**Downhill Skateboard Results**

<b>Pos</b>	<b>No</b>	<b>Surname</b>	<b>First Name</b>	<b>Nat</b>	<b>Best</b>	<b>Points</b>
1	5	Smith	Scott	CAN	3:10.467	450.00
2	58	Kelly	James	USA	3:10.746	432.62
3	3	Siegrist	Martin	SUI	3:08.442	424.37
4	316	McGoldrick	Mike	CAN	3:12.915	416.84
5	69	Zietsman	Mike	RSA	3:10.354	409.88
6	321	Switzer	Patrick	CAN	3:10.201	403.36
7	2	Erban	Mischo	CAN	3:12.577	397.22
8	54	Reimer	Kevin	CAN	3:11.333	391.40
9	6	Edstrand	Thomas	CAN	3:13.676	385.84
10	569	Shapiera	Jackson	AUS	3:18.058	380.52
11	259	Holland	Kyle	CAN	3:18.185	375.41
12	215	Chatput	Chris	USA	3:15.426	370.49
13	102	Lang	Nate	CAN	3:11.037	365.74
14	197	Mitchell	David	USA	3:12.988	361.13
15	83	Charlton	Sandy	CAN	3:15.132	356.66
16	16	Duran	J.M.	USA	3:15.735	352.32
17	44	Martin	Kyle	CAN	3:13.999	348.10
18	565	Rizzo	Patrick	USA	3:16.429	343.98
19	40	Mercardo	Andrew	USA	3:17.400	339.96
20	87	Meiners	Billy	USA	3:19.496	336.03
21	194	Morrow	Tristan	USA	3:12.179	332.19
22	562	Bareaud	Olivier	FRA	3:14.136	328.43
23	591	Jean	Nick	CAN	3:17.429	324.75
24	539	Yates	Adam	AUS	3:17.614	321.14
25	73	Buksa	Graham	CAN	3:12.706	317.59
26	66	Budro	Jeff	USA	3:15.904	314.11
27	142	MacCannell	Andrew	CAN	3:16.089	310.69
28	548	Daddow	Steve	AUS	3:16.331	307.33
29	549	Dubois	Justin	CAN	3:17.134	304.02
30	547	Cooper	Kevin	USA	3:21.204	300.77
31	160	Ozuna	Dean	USA	3:21.287	297.56
32	30	Evans	Tom	GBR	3:25.106	294.40
33	59	Siddiqi	Georges	USA	3:12.338	291.29
34	19	Lindstrom	Fredrik	SWE	3:12.635	288.22
35	1	Lundberg	Erik	SWE	3:13.120	285.19
36	211	Peck	Brian	USA	3:16.383	282.20
37	198	Woodfine	Jeff	CAN	3:18.328	279.25
38	302	Chapman	Andrew	CAN	3:19.555	276.34
39	563	Oury	Michael	SUI	3:19.964	273.46
40	62	Nelson	Brett	USA	3:20.789	270.62
41	15	Meehan	Riley	USA	3:14.166	267.81
42	224	Bas	Stephane	FRA	3:14.487	265.04
43	244	McGuirk	Robin	USA	3:17.731	262.29
44	301	Breton	Nick	CAN	3:18.045	259.58
45	106	Price	David	USA	3:20.134	256.89
46	513	Bergstrom	Kenny	USA	3:21.816	254.23
47	581	Smith	Spencer	USA	3:25.361	251.60
48	560	Maytum	Zak	USA	3:16.146	249.00

**International Gravity Sports Association**

**Event:** Maryhill - World Championships  
**Location:** Goldendale, Washington, USA  
**Date:** 31-Aug-08  
**Event Level:** World Cup  
**Weather:** Hot and Breezy

**Promoter:** John Ozman  
**Chief Steward:** Marcus Rietema  
**Starter:** Bob Ozman  
**Track Conditions:** Dry  
**Course Length:** 2.2 mi

**Downhill Skateboard Results Continued**

<b>Pos</b>	<b>No</b>	<b>Surname</b>	<b>First Name</b>	<b>Nat</b>	<b>Best</b>	<b>Points</b>
49	78	Manougian	Dennis	USA	3:13.023	246.42
50	190	Benda	Mike	USA	3:14.637	243.86
51	128	Rolf	Josh	USA	3:15.282	241.33
52	17	Connolly	Pete	GBR	3:16.403	238.83
53	103	Brunson	William	USA	3:17.095	236.34
54	553	Geier	Jeremy	USA	3:17.728	233.88
55	18	Fourie	Liam	RSA	3:18.451	231.44
56	173	Drysdale	Tad	USA	3:18.655	229.02
57	27	Werner	Dusty	RSA	3:19.149	226.63
58	255	Hamilton	Aaron	CAN	3:19.519	224.25
59	551	Flis	Anthony		3:20.055	221.89
60	84	Davies	Brianne	CAN	3:21.911	219.55
61	232	Hornbrook	Richard	CAN	3:23.061	217.23
62	571	Uhlenkott	David	USA	3:25.793	214.93
63	561	Melo	Luke	CAN	3:25.820	212.65
64	35	Conner	Danny	USA	3:25.969	210.38
65	401	Tidd	Charlie	CAN	3:16.030	208.13
66	135	Martens	Tyler	CAN	3:16.968	205.89
67	88	English	Rylan	CAN	3:19.778	203.68
68	168	Johnston	Hugh	CAN	3:20.256	201.48
69	28	McKendry III	Robert	USA	3:20.339	199.29
70	587	Rubin	Michael	USA	3:20.349	197.12
71	249	Brinson	Spencer	USA	3:20.506	194.96
72	32	Weisfeld	Joshua	USA	3:20.752	192.82
73	187	Cation	Lee	CAN	3:21.699	190.70
74	262	Hovey	Eric	USA	3:22.032	188.58
75	312	Holden	Brian	CAN	3:22.120	186.49
76	582	Staub	Calvin	USA	3:24.471	184.40
77	567	Round	James	CAN	3:24.518	182.33
78	474	Watson	Tommy	USA	3:24.647	180.27
79	441	Nguyen	Ivan	CAN	3:24.809	178.22
80	511	Kelley	Graham	USA	3:24.906	176.19
81	34	Hertler	Sebastian	GER	3:12.215	174.17
82	123	Startup	Blake	CAN	3:14.440	172.16
83	178	Pilloni	Louis	USA	3:15.295	170.16
84	230	Gregg	Richard	FRA	3:17.619	168.17
85	202	Lau	Ethan	USA	3:18.537	166.20
86	444	Pape	Dan	CAN	3:20.705	164.24
87	556	Korczak	Ryan	CAN	3:21.818	162.28
88	289	Hansen	Jake	USA	3:21.895	160.34
89	25	Forschner	Eugen	GER	3:22.647	158.41
90	56	Clutario	Kevin	USA	3:22.753	156.49
91	297	Anderson	Haven	CAN	3:22.803	154.58
92	354	Dombrosky	Jordon	CAN	3:22.872	152.68
93	162	Harnay	Cyrille	FRA	3:23.714	150.79
94	325	Brady	Bryce	USA	3:24.782	148.91
95	554	Green	Micah	USA	3:25.497	147.04
96	528	Sorg	Sean	CAN	3:25.708	145.18

**International Gravity Sports Association**

**Event:** Maryhill - World Championships  
**Location:** Goldendale, Washington, USA  
**Date:** 31-Aug-08  
**Event Level:** World Cup  
**Weather:** Hot and Breezy

**Promoter:** John Ozman  
**Chief Steward:** Marcus Rietema  
**Starter:** Bob Ozman  
**Track Conditions:** Dry  
**Course Length:** 2.2 mi

**Downhill Skateboard Results Continued**

<b>Pos</b>	<b>No</b>	<b>Surname</b>	<b>First Name</b>	<b>Nat</b>	<b>Best</b>	<b>Points</b>
97	152	Del Rosario-Rojas	Timothy	USA	3:18.185	143.33
98	340	Wehner	Danimal	USA	3:26.027	141.49
99	611	Huey	John	USA	3:26.124	139.66
100	570	Sorenson	Ryan	USA	3:26.202	137.83
101	447	Rowan	Jp	CAN	3:26.851	136.02
102	588	Haddish	Kaleb	USA	3:27.204	134.21
103	559	Lukoszek	Ben	AUS	3:27.219	132.42
104	552	Frydrychowski	Mark	USA	3:27.590	130.63
105	586	Neilson	Katie	CAN	3:27.736	128.85
106	167	Anderson	Marc	USA	3:27.753	127.07
107	574	Warsh	Sam	CAN	3:28.083	125.31
108	264	Gonzales	Justin	USA	3:28.238	123.55
109	150	Carroll	Paul	USA	3:28.328	121.81
110	193	Poscente	Chiara	CAN	3:28.389	120.07
111	550	Field	Benjamin	USA	3:28.557	118.33
112	115	Johnsen	Andreas	SWE	3:28.636	116.61
113	307	Pearce	Sterling	CAN	3:28.714	114.89
114	579	Ronzani	Nick	USA	3:29.033	113.18
115	481	Trainer	Gabe	USA	3:29.116	111.48
116	252	Wixted	Brody	USA	3:29.179	109.78
117	398	Crozier	Kelsey	CAN	3:29.636	108.09
118	555	Kawasugi	Jase	USA	3:29.721	106.41
119	564	Readings	Justin	CAN	3:29.958	104.74
120	159	Pettie	Stuart (Stumanchu)	CAN	3:30.361	103.07
121	576	Brodie	John	USA	3:30.378	101.41
122	472	Fike	Ian	USA	3:31.705	99.76
123	461	Hang	Uta	GER	3:32.705	98.11
124	534	Wagner	Connor	USA	3:32.797	96.47
125	580	Schmitt	Connor		3:32.853	94.84
126	546	Boyd	Benny	CAN	3:33.085	93.21
127	433	Kornienko	Dasha	CAN	3:33.642	91.59
128	39	Chayjanya	Baltic	THA	3:34.368	89.97
129	523	Sheehy	Chris	USA	3:35.631	88.36
130	609	Porras	Juan Pablo	VEN	3:36.342	86.76
131	413	Richardson	Carley	CAN	3:36.848	85.16
132	583	Daigneault	Charlie	CAN	3:37.193	83.57
133	566	Rosen	Dorian	USA	3:37.306	81.99
134	545	Aveyard	Nathan	AUS	3:38.343	80.41
135	607	Lang	Joachim	GER	3:39.136	78.83
136	608	Weber	Beni	SUI	3:39.645	77.26
137	573	Walter	Nathan	USA	3:40.066	75.70
138	578	Kopyt	Steven	CAN	3:42.711	74.15
139	577	Henderson	Keith	USA	3:45.264	72.60
140	575	Brinson	Peter	USA	3:45.724	71.05
141	610	Morgan	Liam	USA	3:48.932	69.51
142	457	Harding	Anne	CAN	3:50.945	67.97
143	346	Schmucker Jr.	Edward	USA	3:51.792	66.45
144	612	Nez	Brian		3:53.958	64.92

**International Gravity Sports Association**

**Event:** Maryhill - World Championships  
**Location:** Goldendale, Washington, USA  
**Date:** 31-Aug-08  
**Event Level:** World Cup  
**Weather:** Hot and Breezey

**Promoter:** John Ozman  
**Chief Steward:** Marcus Rietema  
**Starter:** Bob Ozman  
**Track Conditions:** Dry  
**Course Length:** 2.2 mi

**Downhill Skateboard Results Continued**

<b>Pos</b>	<b>No</b>	<b>Surname</b>	<b>First Name</b>	<b>Nat</b>	<b>Best</b>	<b>Points</b>
145	514	Brooks	Patrick	USA	3:56.361	63.40
146	464	Feldbaum	Karin	GER	3:57.660	61.89
147	496	Kavalunas	Matt	USA	4:00.526	60.38
148	590	Kerfoot	Marion	CAN	4:02.949	58.88
149	589	Dubois	Quinn	CAN	4:04.820	57.38
150	606	Conaway	Christian	USA	4:08.699	55.88
151	195	Tokle	Eric	USA	4:38.214	54.39

**Womens Downhill Skateboard Results**

<b>Pos</b>	<b>No</b>	<b>Surname</b>	<b>First Name</b>	<b>Nat</b>	<b>Best</b>	<b>Points</b>
1	84	Davies	Brianne	CAN	3:21.911	450.00
2	193	Poscente	Chiara	CAN	3:28.389	432.62
3	586	Neilson	Katie	CAN	3:27.736	424.37
4	297	Anderson	Haven	CAN	3:22.803	416.84
5	461	Hang	Uta	GER	3:32.705	409.88
6	433	Kornienko	Dasha	CAN	3:33.642	403.36
7	413	Richardson	Carley	CAN	3:36.848	397.22
8	583	Daigneault	Charlie	CAN	3:37.193	391.40
9	457	Harding	Anne	CAN	3:50.945	385.84
10	464	Feldbaum	Karin	GER	3:57.660	380.52
11	590	Kerfoot	Marion	CAN	4:02.949	375.41

**Junior Downhill Skateboard Results**

<b>Pos</b>	<b>No</b>	<b>Surname</b>	<b>First Name</b>	<b>Nat</b>	<b>Best</b>	<b>Points</b>
1	560	Maytum	Zak	USA	3:16.146	450.00
2	591	Jean	Nick	CAN	3:17.429	432.62
3	581	Smith	Spencer	USA	3:25.361	424.37
4	401	Tidd	Charlie	CAN	3:16.030	416.84
5	15	Meehan	Riley	USA	3:14.166	409.88
6	259	Holland	Kyle	CAN	3:18.185	403.36
7	554	Green	Micah	USA	3:25.497	397.22
8	264	Gonzales	Justin	USA	3:28.238	391.40
9	582	Staub	Calvin	USA	3:24.471	385.84
10	588	Haddish	Kaleb	USA	3:27.204	380.52
11	561	Melo	Luke	CAN	3:25.820	375.41
12	289	Hansen	Jake	USA	3:21.895	370.49
13	579	Ronzani	Nick	USA	3:29.033	365.74
14	472	Fike	Ian	USA	3:31.750	361.13
15	580	Schmitt	Connor		3:32.853	356.66
16	610	Morgan	Liam	USA	3:48.932	352.32
17	481	Trainer	Gabe	USA	3:29.116	348.10
18	576	Brodie	John	USA	3:30.378	343.98
19	534	Wagner	Connor	USA	3:32.797	339.96
20	564	Readings	Justin	CAN	3:29.958	336.03
21	578	Kopyt	Steven	CAN	3:42.711	332.19
22	577	Henderson	Keith	USA	3:45.264	328.43
23	575	Brinson	Peter	USA	3:45.724	324.75

**International Gravity Sports Association**

**Event:** Maryhill - World Championships  
**Location:** Goldendale, Washington, USA  
**Date:** 31-Aug-08  
**Event Level:** World Cup  
**Weather:** Hot and Breezey

**Promoter:** John Ozman  
**Chief Steward:** Marcus Rietema  
**Starter:** Bob Ozman  
**Track Conditions:** Dry  
**Course Length:** 2.2 mi

**Junior Downhill Skateboard Results Continued**

<b>Pos</b>	<b>No</b>	<b>Surname</b>	<b>First Name</b>	<b>Nat</b>	<b>Best</b>	<b>Points</b>
24	589	Dubois	Quinn	CAN	4:04.820	321.14
25	606	Conaway	Christian	USA	4:08.699	317.59
26	152	Del Rosario-Rojas	Timothy	USA	3:18.185	314.11
27	523	Sheehy	Chris	USA	3:35.631	310.69

**Street Luge Results**

<b>Pos</b>	<b>No</b>	<b>Surname</b>	<b>First Name</b>	<b>Nat</b>	<b>Best</b>	<b>Points</b>
1	6	Lang	Matthias	GER	3:05.641	450.00
2	32	Eliot	Peter	GBR	3:14.979	432.62
3	59	McIntyre	Michael	USA	3:08.236	424.37
4	201	Bouchard	Louis-Etienne	CAN	3:14.039	416.84
5	78	Dean	David	USA	3:13.511	409.88
6	15	Meehan	Riley	USA	3:09.700	403.36
7	608	Weber	Beni	SUI	3:12.683	397.22
8	25	Forschner	Eugen	GER	3:13.124	391.40
9	74	Meijer	Claes	SWE	3:15.635	385.84
10	4	McBride	Chris	USA	3:15.677	380.52
11	12	Lee	Brian	USA	3:15.768	375.41
12	205	Lavoie	Charles-antoine	CAN	3:18.881	370.49
13	206	Touchette	Cedric Bob	CAN	3:15.263	365.74
14	34	Busse	Paul	USA	3:16.166	361.13
15	178	Parks	Kolby	CAN	3:16.298	356.66
16	20	Ozman	Bob	USA	3:18.012	352.32
17	211	Christopher	Michael	USA	3:18.800	348.10
18	218	Morris	Taylor	USA	3:19.151	343.98
19	213	Colmorgen	John	USA	3:23.401	339.96
20	251	Castaneda	Kyle	USA	3:23.528	336.03
21	606	Conaway	Christian	USA	3:24.969	332.19
22	60	Sousa	Jorge	POR	3:25.711	328.43
23	212	Dalessandro	Robert	USA	3:26.850	324.75
24	222	Lehman	David	USA	3:43.281	321.14
25	223	Preston	Trevor	USA	3:26.906	317.59
26	197	Mailman	Mike	USA	3:28.026	314.11
27	91	Earwood	David	USA	3:44.740	310.69
28	170	Hicks	Christopher	USA	3:20.802	307.33

**Classic Luge Results**

<b>Pos</b>	<b>No</b>	<b>Surname</b>	<b>First Name</b>	<b>Nat</b>	<b>Best</b>	<b>Points</b>
1	162	Serek	Michael	AUT	3:12.841	450.00
2	15	Meehan	Riley	USA	3:15.800	432.62
3	6	Lang	Matthias	GER	3:19.093	424.37
4	32	Eliot	Peter	GBR	3:20.370	416.84
5	201	Bouchard	Louis-Etienne	CAN	3:27.994	409.88
6	607	Lang	Joachim	GER	3:23.334	403.36
7	205	Lavoie	Charles-antoine	CAN	3:28.913	397.22
8	4	McBride	Chris	USA	3:27.017	391.40
9	115	Johnsen	Andreas	SWE	3:24.084	385.84

**International Gravity Sports Association**

**Event:** Maryhill - World Championships  
**Location:** Goldendale, Washington, USA  
**Date:** 31-Aug-08  
**Event Level:** World Cup  
**Weather:** Hot and Breezey

**Promoter:** John Ozman  
**Chief Steward:** Marcus Rietema  
**Starter:** Bob Ozman  
**Track Conditions:** Dry  
**Course Length:** 2.2 mi

**Classic Luge Results Continued**

<b>Pos</b>	<b>No</b>	<b>Surname</b>	<b>First Name</b>	<b>Nat</b>	<b>Best</b>	<b>Points</b>
10	606	Conaway	Christian	USA	3:46.585	380.52
11	251	Castaneda	Kyle	USA	3:26.785	375.41
12	197	Mailman	Mike	USA	3:33.299	370.49
13	1	Peer	Scott	USA	3:27.414	365.74
14	170	Hicks	Christopher	USA	3:32.880	361.13
15	209	Alexander	Daniel		3:34.315	356.66
16	60	Sousa	Jorge	POR	3:44.380	352.32
17	523	Sheehy	Chris	USA	4:01.213	348.10
18	206	Touchette	Cedric Bob	CAN	4:09.349	343.98

**Downhill Inline Results**

<b>Pos</b>	<b>No</b>	<b>Surname</b>	<b>First Name</b>	<b>Nat</b>	<b>Best</b>	<b>Points</b>
1	1	Peer	Scott	USA	3:19.914	450.00
2	10	Merkert	George	USA	3:19.279	432.62
3	2	Focke	Warren	USA	3:24.781	424.37
4	55	Huber	Timothy	USA	3:19.174	416.84
5	6	Hughes	David	CAN	3:18.815	409.88
6	3	Lambert	David	USA	3:22.526	403.36

**Gravity Bike Results**

<b>Pos</b>	<b>No</b>	<b>Surname</b>	<b>First Name</b>	<b>Nat</b>	<b>Best</b>	<b>Points</b>
1	25	Phillips	Brett	AUS	3:10.864	450.00
2	23	Tiller	Gabriel	USA	3:15.354	432.62
3	21	Bridge	Chuck	USA	3:22.115	424.37
4	159	Pettie	Stuart (Stumanchu)	CAN	3:24.617	416.84
5	59	McIntyre	Michael	USA	3:12.747	409.88
6	115	Johnsen	Andreas	SWE	3:35.160	403.36
7	22	Truman	Aaron	USA	3:25.865	397.22