

International Gravity Sports Association

Event: Newton's Nation
Location: Bathurst, Australa
Date: November 26, 2010
Event Level: World Cup
Weather: Warm, 35C

Promoter: Mojo Events
Chief Steward: Marcus Rietema
Starter: Hagy Strom
Track Conditions: Dry
Course Length: 1.3km (0.8 mi)

Downhill Skateboard Qualifying

Pos	No.	Surname	First Name	Nat.	Run #1	Best
1	138	Silva	Douglas	BRA	1:00.371	1:00.371
2	125	Erban	Mischo	CAN	1:01.058	1:01.058
3	132	Switzer	Patrick	CAN	1:01.122	1:01.122
4	3	Reimer	Kevin	CAN	1:01.179	1:01.179
5	91	Smith	Scott	CAN	1:01.479	1:01.479
6	126	Kelly	James	USA	1:01.531	1:01.531
7	13	Batt	Christoph	SUI	1:01.693	1:01.693
8	116	Pilloni	Louis	CAN	1:01.718	1:01.718
9	141	Chapman	Andrew	USA	1:02.290	1:02.290
10	6	Rüfli	Stefan	SUI	1:02.889	1:02.889
11	4	Sunde	Torbjørn	NOR	1:03.457	1:03.457
12	14	Wildash (J)	Merrick	AUS	1:03.626	1:03.626
13	85	Price	David	USA	1:03.713	1:03.713
14	93	Sandberg	Robin	NOR	1:03.955	1:03.955
15	86	Kite	Cameron	AUS	1:04.310	1:04.310
16	40	Graves	Tony	CAN	1:04.429	1:04.429
17	10	Leeson	Corey	AUS	1:04.433	1:04.433
18	65	Hay	Ben	AUS	1:04.570	1:04.570
19	11	Donaldson	Ashley	AUS	1:04.939	1:04.939
20	75	Wagner (J)	Connor	USA	1:05.157	1:05.157
21	117	Budro	Jeff	USA	1:05.550	1:05.550
22	32	McGlynn	Ian	AUS	1:05.714	1:05.714
23	133	Labarthe	Yvon	SUI	1:05.738	1:05.738
24	64	Dadddow	Stephen	AUS	1:05.848	1:05.848
25	54	Pearson	Brad	AUS	1:06.040	1:06.040
26	129	Neilson (F)	Katie	CAN	1:06.056	1:06.056
27	7	Vukorep (F)	Dominique	CAN	1:06.734	1:06.734
28	98	Gwynne (J)	Gabriel	AUS	1:06.739	1:06.739
29	5	Davies (F)	Brianne	CAN	1:06.756	1:06.756
30	67	Wright	Jason	AUS	1:06.903	1:06.903
31	19	Rodgers	Jeremy	AUS	1:06.969	1:06.969
32	16	Bond	Dane Jacob	AUS	1:07.520	1:07.520
33	69	Martin	Alex	AUS	1:07.700	1:07.700
34	78	Moncrieff	Austin	AUS	1:07.815	1:07.815
35	73	Griffiths	Leigh	AUS	1:07.825	1:07.825
36	131	Lessmann	Mathias	AUS	1:07.885	1:07.885
37	82	Hansen	Kim Andre	NOR	1:08.240	1:08.240
38	72	Kent	Raine	AUS	1:08.373	1:08.373
39	55	Hepple	Mark	AUS	1:08.748	1:08.748
40	48	Lundmark	Sebastian	AUS	1:08.942	1:08.942
41	25	Evans (J)	Joshua	AUS	1:09.067	1:09.067
42	36	Bond	Craig	AUS	1:09.357	1:09.357
43	66	Pedersen	Brodie	AUS	1:09.386	1:09.386
44	46	Borchardt (J)	Myles	AUS	1:09.675	1:09.675
45	60	Pascoe (J)	Matthew	AUS	1:09.719	1:09.719
46	100	Ryan	Matthew	AUS	1:09.902	1:09.902
47	24	Knight (J)	Alexander	NZL	1:09.975	1:09.975
48	97	Carter (J)	Kelly	AUS	1:10.121	1:10.121

International Gravity Sports Association

Event: Newton's Nation
Location: Bathurst, Australa
Date: November 26, 2010
Event Level: World Cup
Weather: Warm, 35C

Promoter: Mojo Events
Chief Steward: Marcus Rietema
Starter: Hagy Strom
Track Conditions: Dry
Course Length: 1.3km (0.8 mi)

Downhill Skateboard Continued Qualifying

Pos	No.	Surname	First Name	Nat.	Run #1	Best
49	79	Sternberg	Dion	NOR	1:10.290	1:10.290
50	50	Wong	Gilbert	AUS	1:10.825	1:10.825
51	49	Kelly	David	AUS	1:11.123	1:11.123
52	27	Lundmark	Jonatan	SWE	1:11.275	1:11.275
53	80	O'Callaghan-Daft (J)	Callum	AUS	1:11.521	1:11.521
54	118	Ozan (J)	Evren	USA	1:11.609	1:11.609
55	70	Darroch	Lochlainn	AUS	1:11.641	1:11.641
56	88	Gamby	Pierre	FRA	1:11.665	1:11.665
57	94	Kornienko (F)	Dasha	CAN	1:11.905	1:11.905
58	112	Leith	Alex	AUS	1:12.231	1:12.231
59	26	Kittikhoun	Nipon	AUS	1:12.251	1:12.251
60	58	Young	Conor	AUS	1:12.497	1:12.497
61	130	Hawes	Daniel	AUS	1:12.538	1:12.538
62	101	English (J)	Michael	AUS	1:12.708	1:12.708
63	114	DeBortoli (J)	Dean	AUS	1:12.990	1:12.990
64	83	Kruize (J)	Cooper	AUS	1:13.299	1:13.299
65	23	Carey	Lachlan	AUS	1:13.466	1:13.466
66	106	Gibson (J)	Chad	AUS	1:14.345	1:14.345
67	113	Brown (J)	Joseph	AUS	1:14.624	1:14.624
68	123	Boortman	Matthew	NZL	1:14.872	1:14.872
69	59	Cox	Jayden	AUS	1:14.996	1:14.996
70	109	Evans (J)	David	AUS	1:15.214	1:15.214
71	42	Cross	Ben	AUS	1:16.013	1:16.013
72	92	Angel	Jamie	AUS	1:16.159	1:16.159
73	81	Allen (J)	Jack	AUS	1:16.377	1:16.377
74	124	Reed (J)	Quintin	AUS	1:19.205	1:19.205
75	136	McMurtrie (J)	Nathaniel	AUS	1:19.649	1:19.649
76	17	Horsfall	Travis	AUS	1:20.081	1:20.081
77	53	Gwillim	Jamie	AUS	1:20.570	1:20.570
78	134	Snyder	Michael	USA	1:21.405	1:21.405
79	68	Dowie	Oliver	AUS	1:21.572	1:21.572
80	135	Auger (F)	Stephanie	FRA	1:24.068	1:24.068
81	29	Dubash (J)	Zubin	AUS	1:25.068	1:25.068
82	51	Gwillim	Paul	AUS	1:25.515	1:25.515
83	84	Hammond	Scott	AUS	1:25.525	1:25.525
84	77	Llewelyn-Davies (J)	Isaac	AUS	1:28.259	1:28.259
85	87	Bayly (F)	Renee	NZL	1:29.612	1:29.612
86	44	King	Henry	AUS	2:20.551	2:20.551
87	74	Bowditch	Michael	AUS	2:24.487	2:24.487
88	103	Bew	Simon	CAN	DNF	DNF
89	33	Coy	Rhys	AUS	DNF	DNF
90	110	Gacrama	Arvin	AUS	DNF	DNF
91	63	Geddes (J)	Mack	AUS	DNF	DNF
92	139	Mackenzie	George	CAN	DNF	DNF
93	1	Shapiera	Jackson	AUS	DNF	DNF
94	119	Sterritt	Brad	AUS	DNF	DNF
95	105	Whitehouse	Peter	AUS	DNF	DNF
96	115	Moreira	Arthur	BRA	DNS	DNS

International Gravity Sports Association

Event: Newton's Nation
Location: Bathurst, Australa
Date: November 26, 2010
Event Level: World Cup
Weather: Warm, 35C

Promoter: Mojo Events
Chief Steward: Marcus Rietema
Starter: Hagy Strom
Track Conditions: Dry
Course Length: 1.3km (0.8 mi)

Women Downhill Skateboard Qualifying

Pos	No.	Surname	First Name	Nat.	Run #1	Best
1	129	Neilson (F)	Katie	CAN	1:06.056	1:06.056
2	7	Vukorep (F)	Dominique	CAN	1:06.734	1:06.734
3	5	Davies (F)	Brianne	CAN	1:06.756	1:06.756
4	94	Kornienko (F)	Dasha	CAN	1:11.905	1:11.905
5	135	Auger (F)	Stephanie	FRA	1:24.068	1:24.068
6	87	Bayly (F)	Renee	NZL	1:29.612	1:29.612

Junior 2 Downhill Skateboard Qualifying (Age 14-17)

Pos	No.	Surname	First Name	Nat.	Run #1	Best
1	14	Wildash (J)	Merrick	AUS	1:03.626	1:03.626
2	77	Wagner (J)	Connor	USA	1:05.157	1:05.157
3	101	Gwynne (J)	Gabriel	AUS	1:06.739	1:06.739
4	26	Evans (J)	Joshua	AUS	1:09.067	1:09.067
5	47	Borchardt (J)	Myles	AUS	1:09.675	1:09.675
6	61	Pascoe (J)	Matthew	AUS	1:09.719	1:09.719
7	25	Knight (J)	Alexander	NZL	1:09.975	1:09.975
8	100	Carter (J)	Kelly	AUS	1:10.121	1:10.121
9	82	O'Callaghan-Daft (J)	Callum	AUS	1:11.521	1:11.521
10	123	Ozan (J)	Evren	USA	1:11.609	1:11.609
11	104	English (J)	Michael	AUS	1:12.708	1:12.708
12	119	DeBortoli (J)	Dean	AUS	1:12.990	1:12.990
13	85	Kruize (J)	Cooper	AUS	1:13.299	1:13.299
14	110	Gibson (J)	Chad	AUS	1:14.345	1:14.345
15	118	Brown (J)	Joseph	AUS	1:14.624	1:14.624
16	113	Evans (J)	David	AUS	1:15.214	1:15.214
17	83	Allen (J)	Jack	AUS	1:16.377	1:16.377
18	129	Reed (J)	Quintin	AUS	1:19.205	1:19.205
19	136	McMurtrie (J)	Nathaniel	AUS	1:19.649	1:19.649
20	30	Dubash (J)	Zubin	AUS	1:25.068	1:25.068
21	79	Llewelyn-Davies (J)	Isaac	AUS	1:28.259	1:28.259
22	64	Geddes (J)	Mack	AUS	DNF	DNF

Street Luge Qualifying

Pos	No.	Surname	First Name	Nat.	Run #1	Best
1	12	Duffield	Nick	AUS	1:00.855	1:00.855
2	133	Labarthe	Yvon	SUI	1:01.557	1:01.557
3	49	Kelly	David	AUS	1:02.507	1:02.507
4	9	Mahdzan	Abdil (Furlong)	MAS	1:03.285	1:03.285
5	8	Anderson	David	AUS	1:03.638	1:03.638
6	89	Newton	Daniel	AUS	1:03.680	1:03.680
7	119	Sterritt	Brad	AUS	1:03.715	1:03.715
8	20	Champion	Phillip	AUS	1:04.509	1:04.509
9	21	Gonzalez	Javier	AUS	1:04.951	1:04.951
10	2	McBride	Chris	USA	1:05.121	1:05.121
11	30	Fellows	Darryl (daz the Cowboy)	AUS	1:05.258	1:05.258
12	18	Powers	Richard	AUS	1:05.630	1:05.630
13	111	Mears	Craig	AUS	1:05.739	1:05.739
14	39	Johnson	Tyler	AUS	1:05.891	1:05.891

International Gravity Sports Association

Event: Newton's Nation
Location: Bathurst, Australa
Date: November 26, 2010
Event Level: World Cup
Weather: Warm, 35C

Promoter: Mojo Events
Chief Steward: Marcus Rietema
Starter: Hagy Strom
Track Conditions: Dry
Course Length: 1.3km (0.8 mi)

Street Luge Continued Qualifying

Pos	No.	Surname	First Name	Nat.	Run #1	Best
15	35	Godfrey	Simon	AUS	1:06.369	1:06.369
16	22	Miller	David	AUS	1:06.845	1:06.845
17	56	Burke	Brendan	AUS	1:07.049	1:07.049
18	120	Sparks	Adam	AUS	1:07.224	1:07.224
19	103	Davidson	Troy	AUS	1:07.793	1:07.793
20	95	King	Daniel	AUS	1:07.796	1:07.796
21	121	Lewellin	Marty	AUS	1:08.801	1:08.801
22	34	Gregory	Tim	AUS	1:09.180	1:09.180
23	41	Foots	Justin	AUS	1:09.722	1:09.722
24	104	Rogers	Daniel	AUS	1:10.358	1:10.358
25	28	McKirdy	Nick	AUS	1:10.605	1:10.605
26	37	Higgs	Adam	AUS	1:10.972	1:10.972
27	62	Chappe De Leonval	Justin	AUS	1:11.292	1:11.292
28	43	Madeley	Jordan	AUS	1:12.260	1:12.260
29	38	Madeley	Shane	AUS	1:16.717	1:16.717
30	90	King	Isaac	AUS	1:23.456	1:23.456

Classic Luge Qualifying

Pos	No.	Surname	First Name	Nat.	Run #1	Best
1	133	Labarthe	Yvon	SUI	1:02.924	1:02.924
2	12	Duffield	Nick	AUS	1:06.306	1:06.306
3	9	Mahdzan	Abdil (Furlong)	MAS	1:06.307	1:06.307
4	8	Anderson	David	AUS	1:06.423	1:06.423
5	20	Champion	Phillip	AUS	1:07.662	1:07.662
6	15	Peer	Scott	USA	1:08.417	1:08.417
7	28	McKirdy	Nic	AUS	1:08.591	1:08.591
8	22	Miller	David	AUS	1:08.720	1:08.720
9	2	McBride	Chris	USA	1:08.908	1:08.908
10	119	Sterritt	Brad	AUS	1:09.456	1:09.456
11	35	Godfrey	Simon	AUS	1:09.969	1:09.969
12	120	Sparks	Adam	AUS	1:10.391	1:10.391
13	52	Hepple	Lawrence	AUS	1:11.680	1:11.680
14	44	King	Henry	AUS	1:11.908	1:11.908
15	43	Madeley	Jordan	AUS	1:12.572	1:12.572
16	121	Lewellin	Marty	AUS	1:12.947	1:12.947
17	64	Dadddow	Stephen	AUS	1:14.036	1:14.036
18	71	Shaw	Alex	AUS	1:14.246	1:14.246
19	14	Wildash (J)	Merrick	AUS	1:14.838	1:14.838
20	108	Hall Stokes (F)	Ashley	AUS	1:19.893	1:19.893
21	19	Rodgers	Jeremy	AUS	1:20.088	1:20.088
22	103	Davidson	Troy	AUS	1:22.669	1:22.669
23	33	Coy	Rhys	AUS	1:22.912	1:22.912
24	107	Hall Stokes (F)	Stacey	AUS	1:23.204	1:23.204
25	31	Parr	Emily	AUS	1:24.169	1:24.169
26	30	Fellows	Darryl (daz the Cowboy)	AUS	DNF	DNF

International Gravity Sports Association

Event: Newton's Nation
Location: Bathurst, Australa
Date: November 26, 2010
Event Level: World Cup
Weather: Warm, 35C

Promoter: Mojo Events
Chief Steward: Marcus Rietema
Starter: Hagy Strom
Track Conditions: Dry
Course Length: 1.3km (0.8 mi)

Downhill Inline Qualifying

Pos	No.	Surname	First Name	Nat.	Run #1	Run #2	Best
1	15	Peer	Scott	USA	1:03.264	1:02.663	1:02.663
2	57	Cunningham	Sean	AUS	1:01.932	1:01.678	1:01.678
3	76	Herren	Samuel	AUS	1:17.475	1:18.145	1:17.475
4	96	Woehrle	Tobias	GER	1:03.567	1:03.057	1:03.057
5	122	Focke	Warren	USA	1:10.846	1:08.774	1:08.774
6	127	Meyer	John	AUS	1:07.435	1:19.458	1:07.435
7	128	Lambert	David	USA	1:11.513	1:12.540	1:11.513
8	137	Davies (F)	Kathryn	AUS	1:28.743	1:27.038	1:27.038
9	140	Eisler	Dean	AUS	1:07.055	1:06.505	1:06.505

International Gravity Sports Association

Event: Newton's Nation
Location: Bathurst, Australia
Date: 11/27-28/2010
Event Level: World Cup
Weather: Warm, 35C

Promoter: Mojo Events
Chief Steward: Marcus Rietema
Starter: Hagy Strom
Track Conditions: Dry
Course Length: 1.3km (0.8 mi)

SKATEBOARD - EVEN TREE						
Round 1 (64)		Round 2 (32)		Quarter-Finals (16)	Semi-Final (8)	Final (4)
1	1	125	Mischo Erban	1		
17		78	Austin Moncrieff	2		
48		115	Arthur Moreira	DNS		
64						
16	2	16	Dane Jacob Bond	1		
32		83	Cooper Kruize (J)	2		
33		106	Chad Gibson (J)	3		
49						
9	3	65	Ben Hay	1		
25		50	Gilbert Wong	2		
40		135	Stephanie Auger	3		
56						
8	4	40	Tony Graves	1		
24		97	Kelly Carter (J)	2		
41		51	Paul Gwillim	3		
57						
5	5	6	Stefan Rüfli	1		
21		36	Craig Bond	2		
44		103	Simon Bew	DNS		
60						
12	6	64	Stephen Daddow	1		
28		88	Pierre Gamby	2		
37		124	Quintin Reed (J)	DNS		
53						
13	7	129	Katie Neilson	1		
29		112	Alex Leith	2		
36		92	Jamie Angel	3		
52						
4	8	116	Louis Pilloni	1		
20		48	Sebastian Lundmark	2		
45		110	Arvin Gacrama	DNS		
61						
3	9	126	James Kelly	1		
19		72	Raine Kent	2		
46		139	George Mackenzie	DNS		
62						
14	10	98	Gabriel Gwynne (J)	1		
30		58	Conor Young	2		
35		109	David Evans (J)	3		
51						
11	11	32	Ian McGlynn	2		
27		118	Evren Ozan (J)	1		
38		17	Travis Horsfal	3		
54						
6	12	14	Merrick Wildash (J)	1		
22		46	Myles Borchardt (J)	2		
43		44	Henry King	DNS		
59						
7	13	93	Robin Sandberg	1		
23		100	Matthew Ryan	2		
42		77	Isaac Llewelyn-Davies (J)	3		
58						
10	14	75	Connor Wagner (J)	3		
26		27	Jonatan Lundmark	2		
39		134	Michael Snyder	1		
55						
15	15	67	Jason Wright	1		
31		101	Michael English (J)	2		
34		123	Matthew Boortman	3		
50						
2	16	3	Kevin Reimer	1		
18		131	Mathias Lessmann	2		
47		119	Brad Sterritt	DNS		
63						

17	125	Mischo Erban	1
	78	Austin Moncrieff	3
	16	Dane Jacob Bond	2
	83	Cooper Kruize (J)	4

25	125	Mischo Erban	1
	16	Dane Jacob Bond	4
	40	Tony Graves	2
	65	Ben Hay	3

18	65	Ben Hay	2
	50	Gilbert Wong	DNF
	40	Tony Graves	1
	97	Kelly Carter (J)	3

19	6	Stefan Rüfli	1
	36	Craig Bond	4
	64	Stephen Daddow	2
	88	Pierre Gamby	3

26	6	Stefan Rüfli	2
	64	Stephen Daddow	3
	116	Louis Pilloni	1
	48	Sebastian Lundmark	4

20	129	Katie Neilson	DNF
	112	Alex Leith	3
	116	Louis Pilloni	1
	48	Sebastian Lundmark	2

21	126	James Kelly	1
	72	Raine Kent	3
	98	Gabriel Gwynne (J)	2
	58	Conor Young	4

27	126	James Kelly	4
	98	Gabriel Gwynne (J)	3
	14	Merrick Wildash (J)	2
	118	Evren Ozan (J)	1

22	118	Evren Ozan (J)	2
	32	Ian McGlynn	4
	14	Merrick Wildash (J)	1
	46	Myles Borchardt (J)	3

23	93	Robin Sandberg	2
	100	Matthew Ryan	3
	134	Michael Snyder	1
	27	Jonatan Lundmark	4

28	134	Michael Snyder	3
	93	Robin Sandberg	2
	3	Kevin Reimer	1
	67	Jason Wright	4

24	67	Jason Wright	2
	101	Michael English (J)	4
	3	Kevin Reimer	1
	131	Mathias Lessmann	3

Semi-Final A			
29	125	Mischo Erban	1
	40	Tony Graves	4
	116	Louis Pilloni	3
	6	Stefan Rüfli	2

Final			
31	125	Mischo Erban	1
	6	Stefan Rüfli	3
	3	Kevin Reimer	2
	118	Evren Ozan (J)	4

Semi-Final B			
30	118	Evren Ozan (J)	2
	14	Merrick Wildash (J)	3
	3	Kevin Reimer	1
	93	Robin Sandberg	4

International Gravity Sports Association

Event: Newton's Nation
Location: Bathurst, Australia
Date: 11/27-28/2010
Event Level: World Cup
Weather: Warm, 35C

Promoter: Mojo Events
Chief Steward: Marcus Rietema
Starter: Hagy Strom
Track Conditions: Dry
Course Length: 1.3km (0.8 mi)

SKATEBOARD - REPECHARGE TREE						
Round 1 (64)		Round 2 (32)		Quarter-Finals (16)	Semi-Final (8)	Final (4)
1	1	80	Callum O'Callaghan-Daft (J)	1		
17		136	Nathaniel McMurtrie (J)	2		
48						
64						
16	2	124	Quintin Reed (J)	1		
32		139	George Mackenzie	DNS		
33		1	Jackson Shapiera	DNS		
49						
9	3	113	Joseph Brown (J)	1		
25		84	Scott Hammond	2		
40						
56						
8	4	106	Chad Gibson (J)	1		
24		77	Isaac Llewelyn-Davies (J)	2		
41						
57						
5	5	25	Joshua Evans (J)	1		
21		68	Oliver Dowie	2		
44						
60						
12	6	109	David Evans (J)	1		
28		103	Simon Bew	DNS		
37						
53						
13	7	42	Ben Cross	1		
29		33	Rhys Coy	DNS		
36		115	Arthur Moreira	DNS		
52						
4	8	83	Cooper Kruize (J)	1		
20		135	Stephanie Auger	2		
45						
61						
3	9	70	Lochlainn Darroch	1		
19		53	Jamie Gwillim	2		
46						
62						
14	10	92	Jamie Angel	1		
30		110	Arvin Gacrama	DNS		
35		105	Peter Whitehouse	DNS		
51						
11	11	59	Jayden Cox	1		
27		87	Renee Bayly	2		
38						
54						
6	12	75	Connor Wagner (J)	1		
22		51	Paul Gwillim	2		
43						
59						
7	13	114	Dean De Bortoli (J)	1		
23		29	Zubin Dubash (J)	2		
42						
58						
10	14	123	Matthew Boortman	1		
26		44	Henry King	DNS		
39						
55						
15	15	81	Jack Allen (J)	1		
31		63	Mack Geddes (J)	DNS		
34		119	Brad Sterritt	DNS		
50						
2	16	101	Michael English (J)	1		
18		17	Travis Horsfal	2		
47						
63						

17	80	Callum O'Callaghan-Daft (J)	DNS
	136	Nathaniel McMurtrie (J)	1
	124	Quintin Reed (J)	DNS

25	136	Nathaniel McMurtrie (J)	3
	113	Joseph Brown (J)	1
	84	Scott Hammond	2

18	113	Joseph Brown (J)	1
	84	Scott Hammond	2
	106	Chad Gibson (J)	3
	77	Isaac Llewelyn-Davies (J)	4

19	25	Joshua Evans (J)	2
	68	Oliver Dowie	1
	109	David Evans (J)	3

26	68	Oliver Dowie	1
	25	Joshua Evans (J)	2
	83	Cooper Kruize (J)	3
	135	Stephanie Auger	4

20	42	Ben Cross	3
	83	Cooper Kruize (J)	1
	135	Stephanie Auger	2

21	70	Lochlainn Darroch	1
	53	Jamie Gwillim	DNS
	92	Jamie Angel	2

27	70	Lochlainn Darroch	2
	92	Jamie Angel	4
	75	Connor Wagner (J)	1
	51	Paul Gwillim	3

22	59	Jayden Cox	3
	87	Renee Bayly	4
	75	Connor Wagner (J)	1
	51	Paul Gwillim	2

23	114	Dean De Bortoli (J)	1
	29	Zubin Dubash (J)	3
	123	Matthew Boortman	2

28	114	Dean De Bortoli (J)	4
	123	Matthew Boortman	3
	101	Michael English (J)	1
	81	Jack Allen (J)	2

24	81	Jack Allen (J)	2
	101	Michael English (J)	1
	17	Travis Horsfal	3

Semi-Final A			
29	113	Joseph Brown (J)	4
	84	Scott Hammond	3
	68	Oliver Dowie	1
	25	Joshua Evans (J)	2

Final			
31	68	Oliver Dowie	3
	25	Joshua Evans (J)	4
	75	Connor Wagner (J)	1
	70	Lochlainn Darroch	2

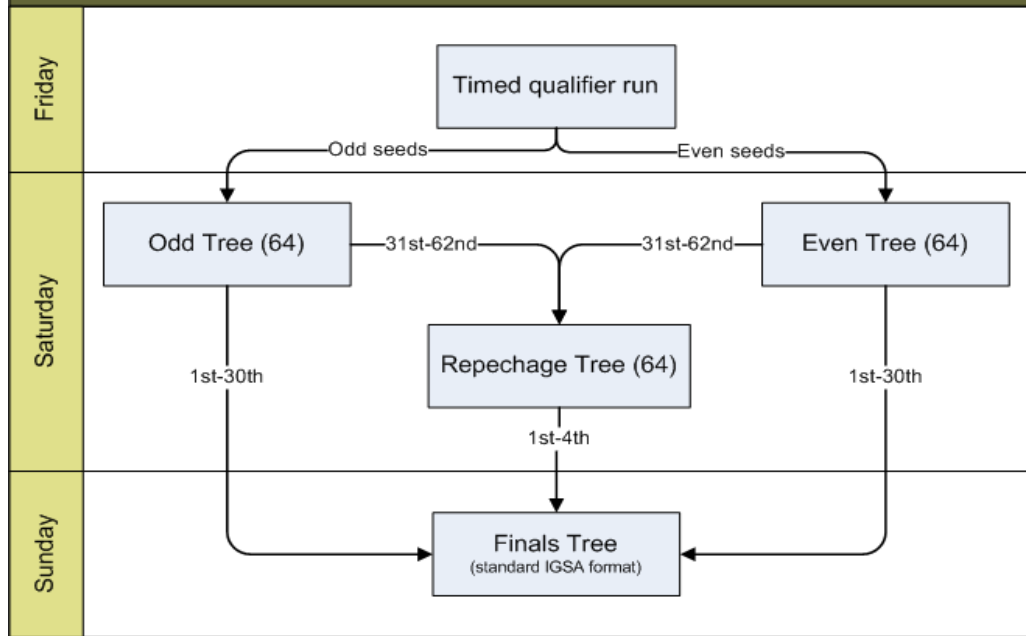
Semi-Final B			
30	75	Connor Wagner (J)	1
	70	Lochlainn Darroch	2
	101	Michael English (J)	3
	81	Jack Allen (J)	4

International Gravity Sports Association

Event: Newton's Nation
Location: Bathurst, Australia
Date: 11/27-28/2010
Event Level: World Cup
Weather: Warm, 35C

Promoter: Mojo Events
Chief Steward: Marcus Rietema
Starter: Hagy Strom
Track Conditions: Dry
Course Length: 1.3km (0.8 mi)

Newton's Nation 2010 – Triple-tree race format (Skateboard)



International Gravity Sports Association

Event: Newton's Nation **Promoter:** Mojo Events
Location: Bathurst, Australia **Chief Steward:** Marcus Rietema
Date: 11/27-28/2010 **Starter:** Hagy Strom
Event Level: World Cup **Track Conditions:** Dry
Weather: Warm, 35C **Course Length:** 1.3km (0.8 mi)

J2 DOWNHILL SKATEBOARD FINAL TREE

Round 1 (32)				Quarter Finals (16)				Semi-Finals (8)				Final				
1	1	123	Evren Ozan	DNS												
9		26	Joshua Evans	DNS												
24																
32																
8	2	77	Connor Wagner	1												
16		119	Dean De Bortoli	DNS												
17		110	Chad Gibson	DNS												
25																
5	3	47	Myles Borchardt	1												
13		85	Cooper Kruize	2												
20		30	Zubin Dubash	DNS												
28																
4	4	61	Matthew Pascoe	1												
12		83	Jack Allen	DNS												
21		79	Isaac Llewelyn-Davies	DNS												
29																
3	5	101	Gabriel Gwynne	DNS												
11		118	Joseph Brown	DNS												
22		64	Mack Geddes	DNS												
30																
6	6	25	Alexander Knight	1												
14		136	Nathaniel McMurtrie	DNS												
19		129	Quintin Reed	DNS												
27																
7	7	100	Kelly Carter	1												
15		82	Callum O'Callaghan-Daft	2												
18		113	David Evans	DNS												
26																
2	8	14	Merrick Wildash	1												
10		104	Michael English	DNS												
23																
31																

9				
	77	Connor Wagner		1

Semi-Final A			
13	77	Connor Wagner	DNF
	85	Cooper Kruize	1
	47	Myles Borchardt	2

10	47	Myles Borchardt	2
	85	Cooper Kruize	1
	61	Matthew Pascoe	3

Final			
16	85	Cooper Kruize	3
	47	Myles Borchardt	2
	14	Merrick Wildash	1
	100	Kelly Carter	4

11				
	25	Alexander Knight		1

Semi-Final B			
14	25	Alexander Knight	3
	14	Merrick Wildash	1
	100	Kelly Carter	2

12	100	Kelly Carter	2
	82	Callum O'Callaghan-Daft	3
	14	Merrick Wildash	1

Consolation Final			
15			
	25	Alexander Knight	1

International Gravity Sports Association

Event: Newton's Nation **Promoter:** Mojo Events
Location: Bathurst, Australia **Chief Steward:** Marcus Rietema
Date: 11/27-28/2010 **Starter:** Hagy Strom
Event Level: World Cup **Track Conditions:** Dry
Weather: Warm, 35C **Course Length:** 1.3km (0.8 mi)

Finals tree was not run due to rain. Results based off Qualifying Per Odd and Even Trees

STREET LUGE - ODD TREE			
Round 1 (16)			
1	12	Nick Duffield	1
5	21	Javier Gonzalez	2
12	41	Justin Foots	3
16			
4	119	Brad Sterritt	1
8	35	Simon Godfrey	2
9	56	Brendan Burke	3
13	28	Nick McKirdy	4
3	8	David Anderson	1
7	111	Craig Mears	2
10	103	Troy Davidson	3
14	62	Justin Chappe De Leonval	4
2	49	David Kelly	1
6	30	Darryl Fellows	2
11	121	Marty Lewellin	4
15	38	Shane Madeley	3

Semi-Finals (8)			
5	12	Nick Duffield	1
	21	Javier Gonzalez	2
	119	Brad Sterritt	3
	35	Simon Godfrey	4
6	8	David Anderson	3
	111	Craig Mears	4
	49	David Kelly	1
	30	Darryl Fellows	2

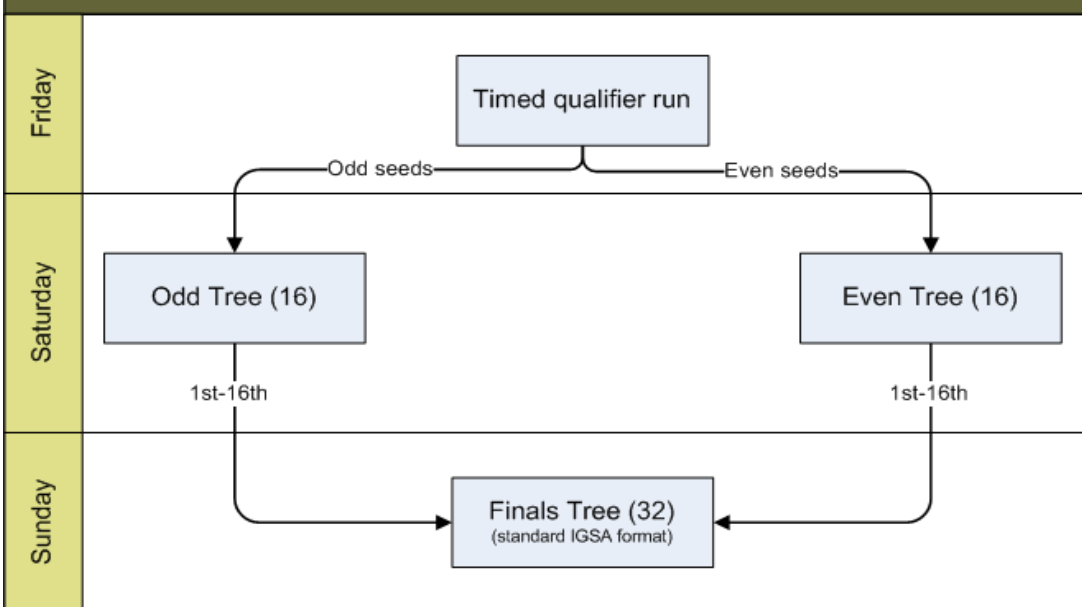
Final			
7	12	Nick Duffield	1
	21	Javier Gonzalez	4
	49	David Kelly	2
	30	Darryl Fellows	3

STREET LUGE - EVEN TREE			
Round 1 (16)			
1	133	Yvon Labarthe	2
5	2	Chris McBride	1
12	104	Daniel Rogers	3
16			
4	20	Phillip Champion	1
8	22	David Miller	3
9	120	Adam Sparks	2
13	37	Adam Higgs	4
3	89	Daniel Newton	1
7	39	Tyler Johnson	2
10	95	Daniel King	3
14	43	Jordan Madeley	4
2	9	Abdil Mahdzan	1
6	18	Richard Powers	3
11	34	Tim Gregory	4
15	90	Isaac King	2

Semi-Finals (8)			
5	2	Chris McBride	3
	133	Yvon Labarthe	1
	20	Phillip Champion	2
	120	Adam Sparks	4
6	89	Daniel Newton	1
	39	Tyler Johnson	4
	9	Abdil Mahdzan	2
	90	Isaac King	3

Final			
7	133	Yvon Labarthe	1
	20	Phillip Champion	4
	89	Daniel Newton	2
	9	Abdil Mahdzan	3

Newton's Nation 2010 – Triple-tree race format (Luge & Classic Luge)



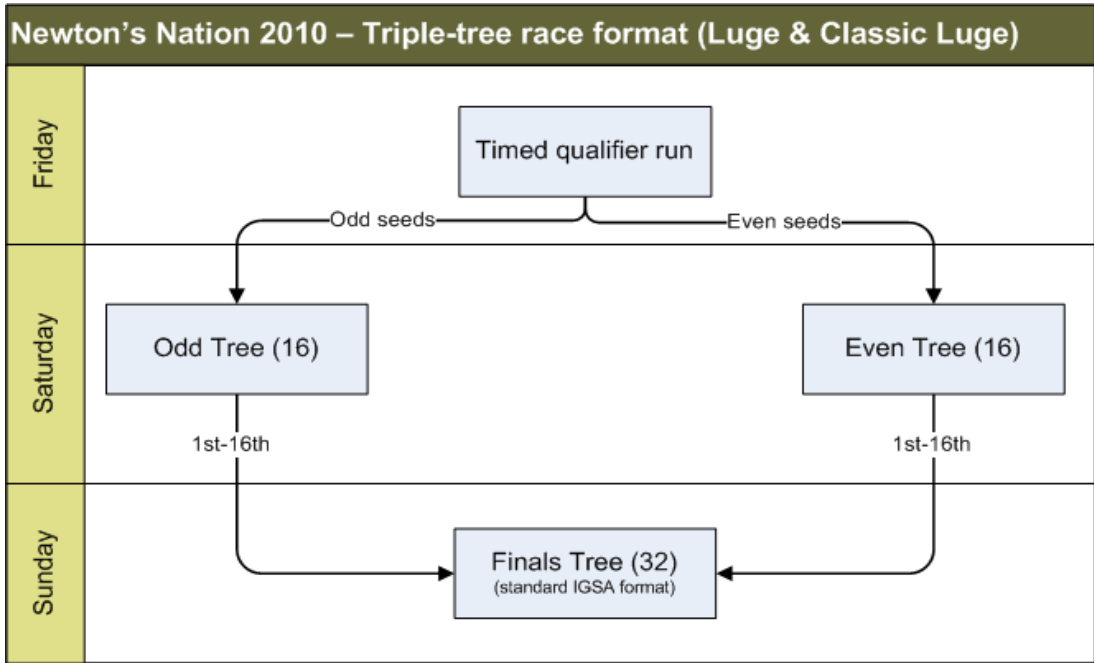
International Gravity Sports Association

Event: Newton's Nation **Promoter:** Mojo Events
Location: Bathurst, Australia **Chief Steward:** Marcus Rietema
Date: 11/27-28/2010 **Starter:** Hagy Strom
Event Level: World Cup **Track Conditions:** Dry
Weather: Warm, 35C **Course Length:** 1.3km (0.8 mi)

Finals tree was not run due to rain. Results based off Qualifying Per Odd and Even Trees

CLASSIC LUGE - ODD TREE				Semi-Finals (8)				Final					
Round 1 (16)													
1	1	133	Yvon Labarthe	2									
5		2	Chris McBride	1									
12		33	Rhys Coy	3	5	2	Chris McBride	3					
16						133	Yvon Labarthe	1					
4	2	28	Nic McKirdy	1		28	Nic McKirdy	2					
8		43	Jordan Madeley	3		64	Stephen Daddow	4					
9		64	Stephen Daddow	2									
13		31	Emily Parr	4									
3	3	20	Phillip Champion	2									
7		52	Lawrence Hepple	1									
10		14	Merrick Wildash (J)	3	6	52	Lawrence Hepple	3					
14						20	Phillip Champion	2					
2	4	9	Abdil Mahdzan	1		9	Abdil Mahdzan	1					
6		35	Simon Godfrey	2		35	Simon Godfrey	4					
11		19	Jeremy Rodgers	3									
15													

CLASSIC LUGE - EVEN TREE				Semi-Finals (8)				Final					
Round 1 (16)													
1	1	12	Nick Duffield	1									
5		119	Brad Sterritt	2									
12		107	Stacey Hall Stokes	3	5	12	Nick Duffield	1					
16						119	Brad Sterritt	2					
4	2	22	David Miller	1		22	David Miller	3					
8		121	Marty Lewellin	3		71	Alex Shaw	4					
9		71	Alex Shaw	2									
13		30	Darryl Fellows	DNS									
3	3	15	Scott Peer	1									
7		44	Henry King	2									
10		108	Ashley Hall Stokes	3	6	15	Scott Peer	1					
14						44	Henry King	4					
2	4	8	David Anderson	1		8	David Anderson	2					
6		120	Adam Sparks	2		120	Adam Sparks	3					
11		103	Troy Davidson	3									
15													



International Gravity Sports Association

Event: Newton's Nation **Promoter:** Mojo Events
Location: Bathurst, Australa **Chief Steward:** Marcus Rietema
Date: 11/27-28/2010 **Starter:** Hagy Strom
Event Level: World Cup **Track Conditions:** Dry
Weather: Warm, 35C **Course Length:** 1.3km (0.8 mi)

DOWNHILL INLINE				
Round 1 (8)				
1	1	57	Sean Cunningham	1
4		140	Dean Eisler	2
5		127	John Meyer	3
8		137	Kathryn Davies	4
2	2	15	Scott Peer	2
3		96	Tobias Woehrle	1
6		122	Warren Focke	4
7		128	David Lambert	3

Finals				
Final				
4	4	57	Sean Cunningham	1
		140	Dean Eisler	4
		96	Tobias Woehrle	2
		15	Scott Peer	3

3	3	127	John Meyer	6
		137	Kathryn Davies	8
		122	Warren Focke	7
		128	David Lambert	5

International Gravity Sports Association

Event: Newton's Nation
Location: Bathurst, Australa
Date: November 28, 2010
Event Level: World Cup
Weather: Warm, 35C

Promoter: Mojo Events
Chief Steward: Marcus Rietema
Starter: Hagy Strom
Track Conditions: Dry
Course Length: 1.3km (0.8 mi)

Womens Downhill Skateboard Heats

QUAL	No	Surname	First Name	Heat #1	Heat #2	Heat #3	Total Points	Pos
1	129	Neilson (F)	Katie	1	1	1	3	1
2	7	Vukorep (F)	Dominique	DNS	DNS	DNS	18	6
3	5	Davies (F)	Brianne	2	2	2	6	2
4	94	Kornienko (F)	Dasha	3	3	4	10	3
5	135	Auger (F)	Stephanie	4	5	3	12	4
6	87	Bayly (F)	Renee	5	4	5	14	5

Downhill Skateboard Top 10 Shootout

Rank	No	Surname	First Name	Time
1	138	Silva	Douglas	60.380
2	3	Reimer	Kevin	60.620
3	141	Chapman	Andrew	61.270
4	132	Switzer	Patrick	61.585
5	6	Rüfli	Stefan	62.055
6	118	Ozan (J)	Evren	62.858
7	91	Smith	Scott	62.905
8	116	Pilloni	Louis	63.103
9	4	Sunde	Torbjørn	63.361
10	125	Erban	Mischo	89.196

International Gravity Sports Association

Event: Newton's Nation
Location: Bathurst, Australia
Date: November 28, 2010
Event Level: World Cup
Weather: Warm, 35C

Promoter: Mojo Events
Chief Steward: Marcus Rietema
Starter: Hagy Strom
Track Conditions: Dry
Course Length: 1.3km (0.8 mi)

Downhill Skateboard Results

Pos	No.	Surname	First Name	Nat.	Best	Points	Winnings
1	3	Reimer	Kevin	CAN	1:01.179	450.00	\$5,000
2	126	Kelly	James	USA	1:01.531	432.62	\$2,500
3	132	Switzer	Patrick	CAN	1:01.122	424.37	\$1,200
4	141	Chapman	Andrew	USA	1:02.290	416.84	\$800
5	65	Hay	Ben	AUS	1:04.570	409.88	\$600
6	13	Batt	Christoph	SUI	1:01.693	403.36	\$500
7	138	Silva	Douglas	BRA	1:00.371	397.22	\$400
8	36	Bond	Craig	AUS	1:09.357	391.40	
9	116	Pilloni	Louis	CAN	1:01.718	385.84	
10	10	Leeson	Corey	AUS	1:04.433	380.52	
11	134	Snyder	Michael	USA	1:21.405	375.41	
12	130	Hawes	Daniel	AUS	1:12.538	370.49	
13	4	Sunde	Torbjørn	NOR	1:03.457	365.74	
14	14	Wildash (J)	Merrick	AUS	1:03.626	361.13	
15	94	Kornienko (F)	Dasha	CAN	1:11.905	356.66	
16	23	Carey	Lachlan	AUS	1:13.466	352.32	
17	91	Smith	Scott	CAN	1:01.479	348.10	
18	85	Price	David	USA	1:03.713	343.98	
19	93	Sandberg	Robin	NOR	1:03.955	339.96	
20	73	Griffiths	Leigh	AUS	1:07.825	336.03	
21	133	Labarthe	Yvon	SUI	1:05.738	332.19	
22	46	Borchardt (J)	Myles	AUS	1:09.675	328.43	
23	97	Carter (J)	Kelly	AUS	1:10.121	324.75	
24	40	Graves	Tony	CAN	1:04.429	321.14	
25	16	Bond	Dane Jacob	AUS	1:07.520	317.59	
26	100	Ryan	Matthew	AUS	1:09.902	314.11	
27	32	McGlynn	Ian	AUS	1:05.714	310.69	
28	129	Neilson (F)	Katie	CAN	1:06.056	307.33	
29	19	Rodgers	Jeremy	AUS	1:06.969	304.02	
30	118	Ozan (J)	Evren	USA	1:11.609	300.77	
31	131	Lessmann	Mathias	AUS	1:07.885	297.56	
32	24	Knight (J)	Alexander	NZL	1:09.975	294.40	
33	88	Gamby	Pierre	FRA	1:11.665	291.29	
34	112	Leith	Alex	AUS	1:12.231	288.22	
35	5	Davies (F)	Brianne	CAN	1:06.756	285.19	
36	55	Hepple	Mark	AUS	1:08.748	282.20	
37	58	Young	Conor	AUS	1:12.497	279.25	
38	75	Wagner (J)	Connor	USA	1:05.157	276.34	
39	60	Pascoe (J)	Matthew	AUS	1:09.719	273.46	
40	70	Darroch	Lochlainn	AUS	1:11.641	270.62	
41	125	Erban	Mischo	CAN	1:01.058	267.81	
42	6	Rüfli	Stefan	SUI	1:02.889	265.04	
43	86	Kite	Cameron	AUS	1:04.310	262.29	
44	74	Bowditch	Michael	AUS	2:24.487	259.58	
45	64	Daddow	Stephen	AUS	1:05.848	256.89	
46	11	Donaldson	Ashley	AUS	1:04.939	254.23	
47	98	Gwynne (J)	Gabriel	AUS	1:06.739	251.60	
48	26	Kittikhoun	Nipon	AUS	1:12.251	249.00	

International Gravity Sports Association

Event: Newton's Nation
Location: Bathurst, Australia
Date: November 28, 2010
Event Level: World Cup
Weather: Warm, 35C

Promoter: Mojo Events
Chief Steward: Marcus Rietema
Starter: Hagy Strom
Track Conditions: Dry
Course Length: 1.3km (0.8 mi)

Downhill Skateboard Continued Results

Pos	No.	Surname	First Name	Nat.	Best	Points
49	117	Budro	Jeff	USA	1:05.550	246.42
50	54	Pearson	Brad	AUS	1:06.040	243.86
51	67	Wright	Jason	AUS	1:06.903	241.33
52	69	Martin	Alex	AUS	1:07.700	238.83
53	48	Lundmark	Sebastian	AUS	1:08.942	236.34
54	78	Moncrieff	Austin	AUS	1:07.815	233.88
55	82	Hansen	Kim Andre	NOR	1:08.240	231.44
56	66	Pedersen	Brodie	AUS	1:09.386	229.02
57	72	Kent	Raine	AUS	1:08.373	226.63
58	7	Vukorep (F)	Dominique	CAN	1:06.734	224.25
59	50	Wong	Gilbert	AUS	1:10.825	221.89
60	79	Sternberg	Dion	NOR	1:10.290	219.55
61	27	Lundmark	Jonatan	SWE	1:11.275	217.23
62	49	Kelly	David	AUS	1:11.123	214.93
63	68	Dowie	Oliver	AUS	1:21.572	212.65
64	25	Evans (J)	Joshua	AUS	1:09.067	210.38
65	101	English (J)	Michael	AUS	1:12.708	208.13
66	84	Hammond	Scott	AUS	1:25.525	205.89
67	113	Brown (J)	Joseph	AUS	1:14.624	203.68
68	81	Allen (J)	Jack	AUS	1:16.377	201.48
69	83	Kruize (J)	Cooper	AUS	1:13.299	199.29
70	123	Boortman	Matthew	NZL	1:14.872	197.12
71	136	McMurtrie (J)	Nathaniel	AUS	1:19.649	194.96
72	51	Gwillim	Paul	AUS	1:25.515	192.82
73	114	DeBortoli (J)	Dean	AUS	1:12.990	190.70
74	92	Angel	Jamie	AUS	1:16.159	188.58
75	135	Auger (F)	Stephanie	FRA	1:24.068	186.49
76	106	Gibson (J)	Chad	AUS	1:14.345	184.40
77	59	Cox	Jayden	AUS	1:14.996	182.33
78	109	Evans (J)	David	AUS	1:15.214	180.27
79	42	Cross	Ben	AUS	1:16.013	178.22
80	17	Horsfall	Travis	AUS	1:20.081	176.19
81	29	Dubash (J)	Zubin	AUS	1:25.068	174.17
82	77	Llewelyn-Davies (J)	Isaac	AUS	1:28.259	172.16
83	87	Bayly (F)	Renee	NZL	1:29.612	170.16
84	80	O'Callaghan-Daft (J)	Callum	AUS	1:11.521	168.17
85	124	Reed (J)	Quintin	AUS	1:19.205	166.20
86	53	Gwillim	Jamie	AUS	1:20.570	164.24
87	44	King	Henry	AUS	2:20.551	162.28
88	103	Bew	Simon	CAN	DNF	160.34
89	33	Coy	Rhys	AUS	DNF	158.41
90	110	Gacrama	Arvin	AUS	DNF	156.49
91	63	Geddes (J)	Mack	AUS	DNF	154.58
92	139	Mackenzie	George	CAN	DNF	152.68
93	1	Shapiera	Jackson	AUS	DNF	150.79
94	119	Sterritt	Brad	AUS	DNF	148.91
95	105	Whitehouse	Peter	AUS	DNF	147.04
96	115	Moreira	Arthur	BRA	DNS	145.18

International Gravity Sports Association

Event: Newton's Nation
Location: Bathurst, Australa
Date: November 28, 2010
Event Level: World Cup
Weather: Warm, 35C

Promoter: Mojo Events
Chief Steward: Marcus Rietema
Starter: Hagy Strom
Track Conditions: Dry
Course Length: 1.3km (0.8 mi)

Women Downhill Skateboard Results

Pos	No.	Surname	First Name	Nat.	Best	Points	Winnings
1	129	Neilson (F)	Katie	CAN	1:06.056	450.00	\$1,400
2	5	Davies (F)	Brianne	CAN	1:06.756	432.62	\$800
3	94	Kornienko (F)	Dasha	CAN	1:11.905	424.37	\$500
4	135	Auger (F)	Stephanie	FRA	1:24.068	416.84	
5	87	Bayly (F)	Renee	NZL	1:29.612	409.88	
6	7	Vukorep (F)	Dominique	CAN	1:06.734	403.36	

Junior 2 Downhill Skateboard Results (Age 14-17)

Pos	No.	Surname	First Name	Nat.	Best	Points
1	14	Wildash (J)	Merrick	AUS	1:03.626	450.00
2	47	Borchardt (J)	Myles	AUS	1:09.675	432.62
3	85	Kruize (J)	Cooper	AUS	1:13.299	424.37
4	100	Carter (J)	Kelly	AUS	1:10.121	416.84
5	25	Knight (J)	Alexander	NZL	1:09.975	409.88
6	77	Wagner (J)	Connor	USA	1:05.157	403.36
7	61	Pascoe (J)	Matthew	AUS	1:09.719	397.22
8	82	O'Callaghan-Daft (J)	Callum	AUS	1:11.521	391.40
9	123	Ozan (J)	Evren	USA	1:11.609	385.84
10	101	Gwynne (J)	Gabriel	AUS	1:06.739	380.52
11	26	Evans (J)	Joshua	AUS	1:09.067	375.41
12	104	English (J)	Michael	AUS	1:12.708	370.49
13	118	Brown (J)	Joseph	AUS	1:14.624	365.74
14	83	Allen (J)	Jack	AUS	1:16.377	361.13
15	136	McMurtrie (J)	Nathaniel	AUS	1:19.649	356.66
16	119	DeBortoli (J)	Dean	AUS	1:12.990	352.32
17	110	Gibson (J)	Chad	AUS	1:14.345	348.10
18	113	Evans (J)	David	AUS	1:15.214	343.98
19	129	Reed (J)	Quintin	AUS	1:19.205	339.96
20	30	Dubash (J)	Zubin	AUS	1:25.068	336.03
21	79	Llewelyn-Davies (J)	Isaac	AUS	1:28.259	332.19
22	64	Geddes (J)	Mack	AUS	DNF	328.43

Street Luge Results - Finals tree was not run due to rain. Results based off Qualifying Per Odd and Even Trees

Pos	No.	Surname	First Name	Nat.	Best	Points	Winnings
1	12	Duffield	Nick	AUS	1:00.855	450.00	\$2,200
2	133	Labarthe	Yvon	SUI	1:01.557	432.62	\$1,100
3	49	Kelly	David	AUS	1:02.507	424.37	\$600
4	89	Newton	Daniel	AUS	1:03.680	416.84	
5	30	Fellows	Darryl (daz the Cowboy)	AUS	1:05.258	409.88	
6	9	Mahdzan	Abdil (Furlong)	MAS	1:03.285	403.36	
7	21	Gonzalez	Javier	AUS	1:04.951	397.22	
8	20	Champion	Phillip	AUS	1:04.509	391.40	
9	8	Anderson	David	AUS	1:03.638	385.84	
10	2	McBride	Chris	USA	1:05.121	380.52	
11	119	Sterritt	Brad	AUS	1:03.715	375.41	
12	90	King	Isaac	AUS	1:23.456	370.49	
13	111	Mears	Craig	AUS	1:05.739	365.74	
14	39	Johnson	Tyler	AUS	1:05.891	361.13	

International Gravity Sports Association

Event: Newton's Nation
Location: Bathurst, Australa
Date: November 28, 2010
Event Level: World Cup
Weather: Warm, 35C

Promoter: Mojo Events
Chief Steward: Marcus Rietema
Starter: Hagy Strom
Track Conditions: Dry
Course Length: 1.3km (0.8 mi)

Street Luge Continued Results

Pos	No.	Surname	First Name	Nat.	Best	Points
15	35	Godfrey	Simon	AUS	1:06.369	356.66
16	120	Sparks	Adam	AUS	1:07.224	352.32
17	56	Burke	Brendan	AUS	1:07.049	348.10
18	18	Powers	Richard	AUS	1:05.630	343.98
19	103	Davidson	Troy	AUS	1:07.793	339.96
20	22	Miller	David	AUS	1:06.845	336.03
21	41	Foots	Justin	AUS	1:09.722	332.19
22	95	King	Daniel	AUS	1:07.796	328.43
23	38	Madeley	Shane	AUS	1:16.717	324.75
24	104	Rogers	Daniel	AUS	1:10.358	321.14
25	121	Lewellin	Marty	AUS	1:08.801	317.59
26	34	Gregory	Tim	AUS	1:09.180	314.11
27	28	McKirdy	Nick	AUS	1:10.605	310.69
28	37	Higgs	Adam	AUS	1:10.972	307.33
29	62	Chappe De Leonval	Justin	AUS	1:11.292	304.02
30	43	Madeley	Jordan	AUS	1:12.260	300.77

Classic Luge Results - Finals tree was not run due to rain. Results based off Qualifying Per Odd and Even Trees

Pos	No.	Surname	First Name	Nat.	Best	Points	Winnings
1	133	Labarthe	Yvon	SUI	1:02.924	450.00	\$800
2	12	Duffield	Nick	AUS	1:06.306	432.62	\$400
3	9	Mahdzan	Abdil (Furlong)	MAS	1:06.307	424.37	\$200
4	8	Anderson	David	AUS	1:06.423	416.84	
5	20	Champion	Phillip	AUS	1:07.662	409.88	
6	15	Peer	Scott	USA	1:08.417	403.36	
7	28	McKirdy	Nic	AUS	1:08.591	397.22	
8	119	Sterritt	Brad	AUS	1:09.456	391.40	
9	2	McBride	Chris	USA	1:08.908	385.84	
10	22	Miller	David	AUS	1:08.720	380.52	
11	52	Hepple	Lawrence	AUS	1:11.680	375.41	
12	120	Sparks	Adam	AUS	1:10.391	370.49	
13	35	Godfrey	Simon	AUS	1:09.969	365.74	
14	44	King	Henry	AUS	1:11.908	361.13	
15	64	Daddow	Stephen	AUS	1:14.036	356.66	
16	71	Shaw	Alex	AUS	1:14.246	352.32	
17	43	Madeley	Jordan	AUS	1:12.572	348.10	
18	121	Lewellin	Marty	AUS	1:12.947	343.98	
19	14	Wildash (J)	Merrick	AUS	1:14.838	339.96	
20	108	Hall Stokes (F)	Ashley	AUS	1:19.893	336.03	
21	19	Rodgers	Jeremy	AUS	1:20.088	332.19	
22	103	Davidson	Troy	AUS	1:22.669	328.43	
23	33	Coy	Rhys	AUS	1:22.912	324.75	
24	107	Hall Stokes (F)	Stacey	AUS	1:23.204	321.14	
25	31	Parr	Emily	AUS	1:24.169	317.59	
26	30	Fellows	Darryl (daz the cowboy)	AUS	DNF	314.11	

International Gravity Sports Association

Event: Newton's Nation
Location: Bathurst, Australa
Date: November 28, 2010
Event Level: World Cup
Weather: Warm, 35C

Promoter: Mojo Events
Chief Steward: Marcus Rietema
Starter: Hagy Strom
Track Conditions: Dry
Course Length: 1.3km (0.8 mi)

Downhill Inline Results

Pos	No.	Surname	First Name	Nat.	Best	Points
1	57	Cunningham	Sean	AUS	1:01.932	450.00
2	96	Woehrle	Tobias	GER	1:03.567	432.62
3	15	Peer	Scott	USA	1:03.264	424.37
4	140	Eisler	Dean	AUS	1:07.055	416.84
5	128	Lambert	David	USA	1:11.513	409.88
6	127	Meyer	John	AUS	1:07.435	403.36
7	122	Focke	Warren	USA	1:10.846	397.22
8	137	Davies (F)	Kathryn	AUS	1:28.743	391.40
9	76	Herren	Samuel	AUS	1:17.475	385.84

Downhill Skateboard Top 10 Shootout

Pos	No.	Surname	First Name	Nat.	Best
1	138	Silva	Douglas	BRA	1:00.380
2	3	Reimer	Kevin	CAN	1:00.620
3	141	Chapman	Andrew	CAN	1:01.270
4	132	Switzer	Patrick	CAN	1:01.585
5	6	Rüfli	Stefan	SUI	1:02.055
6	118	Ozan (J)	Evren	USA	1:02.858
7	91	Smith	Scott	CAN	1:02.905
8	116	Pilloni	Louis	CAN	1:03.103
9	4	Sunde	Torbjørn	NOR	1:03.361
10	125	Erban	Mischo	CAN	1:29.196