

International Gravity Sports Association

Event: Bo-Peep Crash & Burn
Location: Sussex UK
Date: May 30. 2011
Event Level: Regional
Weather: Cloudy, Overcast in the afternoon

Promoter: Liz Kinnish
Chief Steward: Norman Kinnish
Starter: Michael Stride
Track Conditions: Dry
Course Length: 1 km - 0.6 mi

Downhill Skateboard Qualifying

Pos	No	Surname	First Name	Nat	Run #1	Run #2	Best
1	23	Connolly	Pete	GBR	0:44.940	0:43.810	0:43.810
2	55	Fourie	Shaine	GBR	0:51.960	0:43.940	0:43.940
3	49	Fourie	Liam	GBR	0:51.800	0:46.750	0:46.750
4	1	Skippings	Aaron	GBR	0:51.670	0:47.020	0:47.020
5	22	Slaughter	Oliver	GBR	0:48.210	0:47.440	0:47.440
6	20	Monk	Josh	GBR	0:47.870	0:48.550	0:47.870
7	14	Page	Graham	GBR	0:48.790	0:52.640	0:48.790
8	39	Braund	Jonathan	GBR	0:49.100	0:57.220	0:49.100
9	67	Jaggard	Jody	GBR	0:51.440	0:50.540	0:50.540
10	19	Griffiths	John	GBR	0:55.560	0:51.670	0:51.670
11	50	Silva De Oliveira	Bruno	GBR	0:56.680	0:52.680	0:52.680
12	29	Fyans	Aiden	GBR	0:58.760	0:52.840	0:52.840
13	60	San	Kami	GBR	0:53.170	0:56.350	0:53.170
14	45	Kay	Duncan	GBR	0:53.880	0:56.720	0:53.880
15	65	Peters	Tim	GBR	0:54.450	1:00.800	0:54.450
16	16	Penman	Jack	GBR	1:03.500	0:54.760	0:54.760
17	25	Borek	Rob	GBR	0:54.840	0:57.700	0:54.840
18	44	Boyle	Charlie	GBR	0:55.410	0:56.680	0:55.410
19	26	Thirtle	Stephen	GBR	0:57.250	1:27.100	0:57.250
20	34	Newman	Tobias	GBR	1:09.800	1:02.800	1:02.800
21	61	Kludczynski	Marcin	GBR	1:10.300	1:04.500	1:04.500
22	66	Hill	Dill	GBR	1:07.800	1:06.500	1:06.500
23	58	Thirtle	Michael	GBR	1:09.000	DNS	1:09.000
24	56	Parfitt	Alex	GBR	1:15.700	DNS	1:15.700
25	7	Martin	Dave	GBR	2:51.100	2:47.600	2:47.600

Women Downhill Skateboard Qualifying

Pos	No	Surname	First Name	Nat	Run #1	Run #2	Best
1	35	Edwards	Kim	GBR	1:04.100	1:04.600	1:04.100
2	59	Sharp	Amber	GBR	1:49.400	2:22.200	1:49.400
3	68	Crossland	Elizabeth (Mary)	GBR	2:05.400	2:00.400	2:00.400
4	54	Guy	Charlotte	GBR	2:43.500	3:02.300	2:43.500

Classic Luge Qualifying

Pos	No	Surname	First Name	Nat	Run #1	Run #2	Best
1	28	Stephenson	William	GBR	0:45.250	0:45.780	0:45.250
2	67	Jaggard	Jody	GBR	0:46.500	0:46.500	0:46.500
3	5	Dolding	Cess	GBR	0:46.750	0:47.130	0:46.750
4	1	Skippings	Aaron	GBR	0:48.320	0:47.140	0:47.140
5	42	Martins	Lance	GBR	0:48.460	0:47.500	0:47.500
6	4	Bewley	Ben	GBR	0:49.520	0:48.400	0:48.400
7	56	Parfitt	Alex	GBR	0:49.660	0:51.890	0:49.660
8	36	Davies	Pete	GBR	0:51.300	0:49.670	0:49.670
9	18	Thomas	Jay	GBR	0:52.390	0:50.750	0:50.750
10	21	Frleetwood	Mark	GBR	0:51.160	0:55.780	0:51.160
11	51	Down	Nic	GBR	0:59.780	0:51.840	0:51.840
12	32	Hurtley	Frank	GBR	DNS	DNS	DNS

International Gravity Sports Association

Event: Bo-Peep Crash & Burn
Location: Sussex UK
Date: May 30. 2011
Event Level: Regional
Weather: Cloudy, Overcast in the afternoon

Promoter: Liz Kinnish
Chief Steward: Norman Kinnish
Starter: Michael Stride
Track Conditions: Dry
Course Length: 1 km - 0.6 mi

Street Luge Qualifying

Pos	No	Surname	First Name	Nat	Run #1	Run #2	Best
1	28	Stephenson	William	GBR	0:43.340	DNS	0:43.340
2	100	Stoker	Len	GBR	0:44.080	0:45.410	0:44.080
3	4	Bewley	Ben	GBR	0:45.740	1:01.300	0:45.740
4	5	Dolding	Cess	GBR	0:46.750	0:46.670	0:46.670
5	31	Fellows	Jodie	GBR	0:49.260	1:17.700	0:49.260
6	51	Down	Nic	GBR	0:51.070	0:54.660	0:51.070
7	27	Dolding	Todd	GBR	0:57.400	0:58.520	0:57.400

Gravity Bike Qualifying

Pos	No	Surname	First Name	Nat	Run #1	Run #2	Best
1	10	Stinton	David	GBR	0:51.870	0:49.260	0:49.260
2	36	Davies	Pete	GBR	0:56.910	DNS	0:56.910

International Gravity Sports Association

Event: Bo-Peep Crash & Burn

Location: Sussex UK

Date: May 30, 2011

Event Level: Regional

Weather: Cloudy, Overcast in the afternoon

Promoter: Liz Kinnish

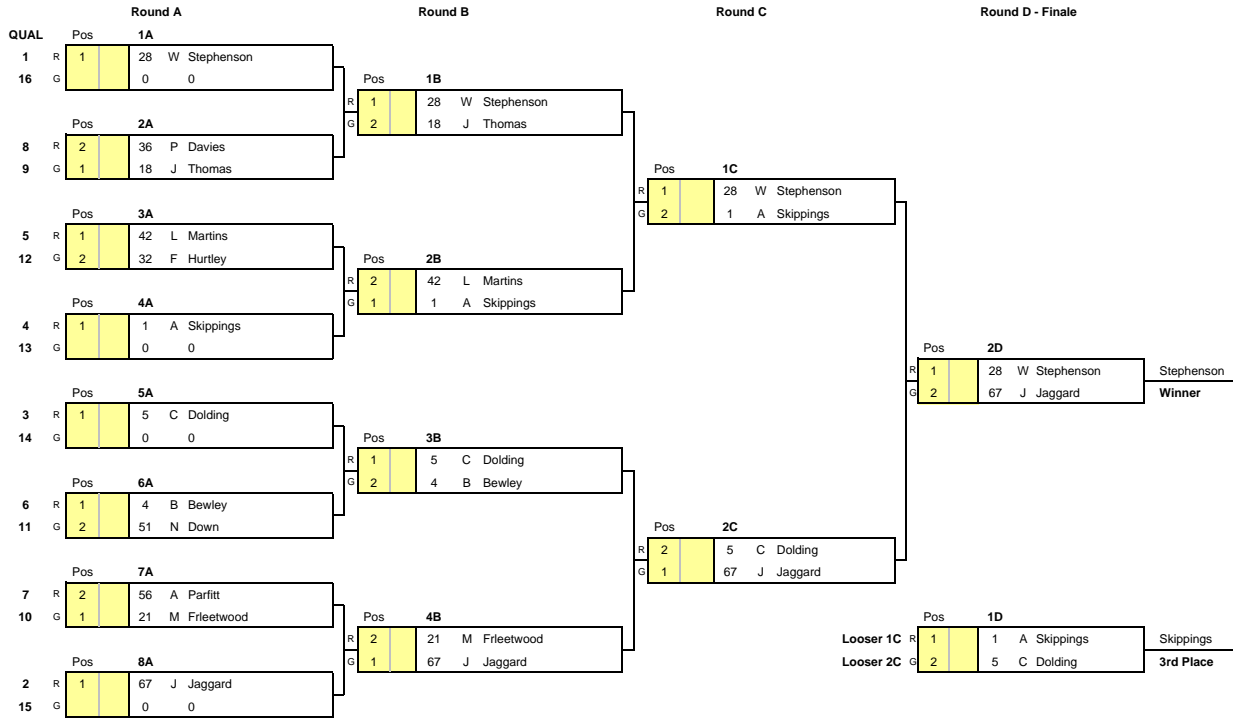
Chief Steward: Norman Kinnish

Starter: Michael Stride

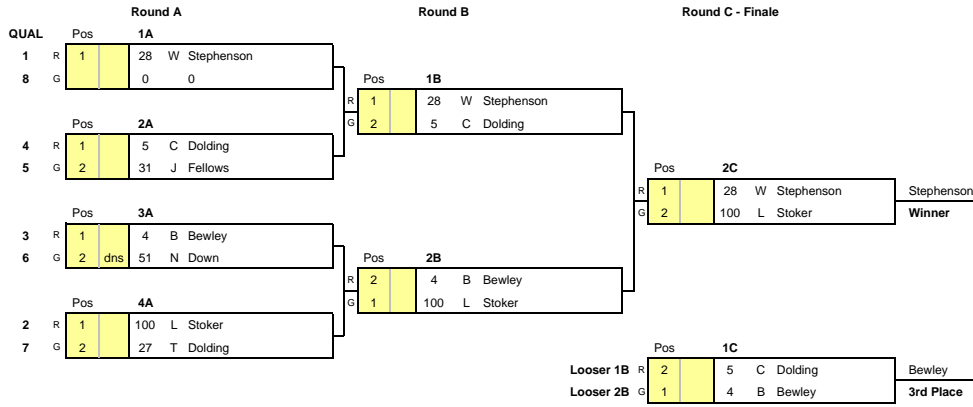
Track Conditions: Dry

Course Length: 1 km - 0.6 mi

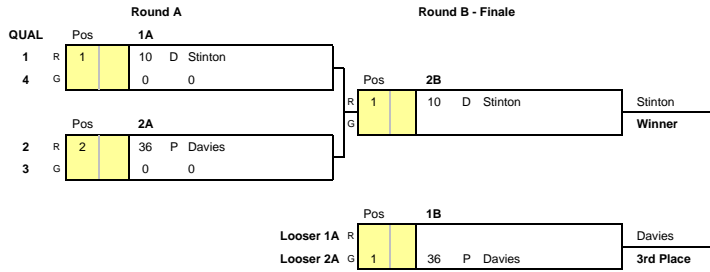
Classic Luge



Street Luge



Gravity Bike



International Gravity Sports Association

Event: Bo-Peep Crash & Burn
Location: Sussex UK
Date: May 30. 2011
Event Level: Regional
Weather: Cloudy, Overcast in the afternoon

Promoter: Liz Kinnish
Chief Steward: Norman Kinnish
Starter: Michael Stride
Track Conditions: Dry
Course Length: 1 km - 0.6 mi

Downhill Skateboard Results

Pos	No	Surname	First Name	Nat	Best	Points
1	22	Slaughter	Oliver	GBR	0:47.440	228.77
2	45	Kay	Duncan	GBR	0:53.880	219.93
3	19	Griffiths	John	GBR	0:51.670	215.73
4	39	Braund	Jonathan	GBR	0:49.100	211.91
5	23	Connolly	Pete	GBR	0:43.810	208.37
6	55	Fourie	Shaine	GBR	0:43.940	205.06
7	1	Skippings	Aaron	GBR	0:47.020	201.93
8	20	Monk	Josh	GBR	0:47.870	198.97
9	49	Fourie	Liam	GBR	0:46.750	196.15
10	14	Page	Graham	GBR	0:48.790	193.45
11	50	Silva De Oliveira	Bruno	GBR	0:52.680	190.85
12	29	Fyans	Aiden	GBR	0:52.840	188.35
13	16	Penman	Jack	GBR	0:54.760	185.93
14	44	Boyle	Charlie	GBR	0:55.410	183.59
15	34	Newman	Tobias	GBR	1:02.800	181.32
16	56	Parfitt	Alex	GBR	1:15.700	179.11
17	67	Jaggard	Jody	GBR	0:50.540	176.96
18	60	San	Kami	GBR	0:53.170	174.87
19	65	Peters	Tim	GBR	0:54.450	172.82
20	25	Borek	Rob	GBR	0:54.840	170.83
21	26	Thirtle	Stephen	GBR	0:57.250	168.87
22	61	Kludczynski	Marcin	GBR	1:04.500	166.96
23	66	Hill	Dill	GBR	1:06.500	165.09
24	7	Martin	Dave	GBR	2:47.600	163.25
25	58	Thirtle	Michael	GBR	1:09.000	161.45

Women Downhill Skateboard Results

Pos	No	Surname	First Name	Nat	Best	Points
1	35	Edwards	Kim	GBR	1:04.100	228.77
2	68	Crossland	Elizabeth (Mary)	GBR	2:00.400	219.93
3	54	Guy	Charlotte	GBR	2:43.500	215.73
4	59	Sharp	Amber	GBR	1:49.400	211.91

Classic Luge Results

Pos	No	Surname	First Name	Nat	Best	Points
1	28	Stephenson	William	GBR	0:45.250	228.77
2	67	Jaggard	Jody	GBR	0:46.500	219.93
3	1	Skippings	Aaron	GBR	0:47.140	215.73
4	5	Dolding	Cess	GBR	0:46.750	211.91
5	42	Martins	Lance	GBR	0:47.500	208.37
6	4	Bewley	Ben	GBR	0:48.400	205.06
7	18	Thomas	Jay	GBR	0:50.750	201.93
8	21	Frleetwood	Mark	GBR	0:51.160	198.97
9	56	Parfitt	Alex	GBR	0:49.660	196.15
10	36	Davies	Pete	GBR	0:49.670	193.45
11	51	Down	Nic	GBR	0:51.840	190.85
12	32	Hurtley	Frank	GBR	DNS	188.35

International Gravity Sports Association

Event: Bo-Peep Crash & Burn
Location: Sussex UK
Date: May 30. 2011
Event Level: Regional
Weather: Cloudy, Overcast in the afternoon

Promoter: Liz Kinnish
Chief Steward: Norman Kinnish
Starter: Michael Stride
Track Conditions: Dry
Course Length: 1 km - 0.6 mi

Street Luge Results

Pos	No	Surname	First Name	Nat	Best	Points
1	28	Stephenson	William	GBR	0:43.340	228.77
2	100	Stoker	Len	GBR	0:44.080	219.93
3	4	Bewley	Ben	GBR	0:45.740	215.73
4	5	Dolding	Cess	GBR	0:46.670	211.91
5	31	Fellows	Jodie	GBR	0:49.260	208.37
6	27	Dolding	Todd	GBR	0:57.400	205.06
7	51	Down	Nic	GBR	0:51.070	201.93

Gravity Bike Results

Pos	No	Surname	First Name	Nat	Best	Points
1	10	Stinton	David	GBR	0:49.260	228.77
2	36	Davies	Pete	GBR	0:56.910	219.93