

**International Gravity Sports Association**

**Event:** Vernon DH7  
**Location:** Vernon, BC, Canada  
**Date:** June 11, 2011  
**Event Level:** Continental  
**Weather:** Sunny,

**Promoter:** Mischo Erban  
**Chief Steward:** Marcus Rietema  
**Starter:** Greg Cockburn  
**Track Conditions:** Dry  
**Course Length:** 1 km

**Downhill Skateboard Qualifying**

<b>Pos</b>	<b>No</b>	<b>Surname</b>	<b>First Name</b>	<b>Nat</b>	<b>Run #1</b>	<b>Run #2</b>	<b>Best</b>
1	70	Martin	Kyle	CAN	56.693	55.604	55.604
2	97	Switzer	Patrick	CAN	55.638	56.742	55.638
3	74	Melo	Luke	CAN	58.911	56.270	56.270
4	93	Shapiera	Jackson	AUS	57.885	56.289	56.289
5	53	Harris	Riley	CAN	57.546	57.256	57.256
6	27	Brickenden	Cam	CAN	58.659	57.382	57.382
7	94	Shikaze	Zen	CAN	57.769	57.517	57.517
8	31	Chapman	Andrew	CAN	57.779	57.562	57.562
9	81	Ortiz	Justen	CAN	59.111	57.587	57.587
10	68	Mackenzie	George	CAN	57.844	57.956	57.844
11	26	Breton	Nicholas	CAN	1:09.207	58.118	58.118
12	38	Craig	Travis	CAN	59.814	58.242	58.242
13	41	Davidson	Brendan	CAN	58.763	59.067	58.763
14	60	Kite	Cameron	AUS	1:00.817	58.932	58.932
15	85	Readings	Justin	CAN	59.576	58.959	58.959
16	62	Krotsch	Mathew	CAN	59.014	DNF	59.014
17	44	Dutton	Jacob	CAN	59.268	59.104	59.104
18	73	Mcqueen	Cam	CAN	1:18.014	59.243	59.243
19	42	Domerecki	Keenan	CAN	1:00.529	59.284	59.284
20	48	Finocchio	Quinn	CAN	59.503	DNF	59.503
21	34	Collingwood	Graham	CAN	1:00.420	59.585	59.585
22	92	Sandberg	Robin	SWE	1:01.380	59.734	59.734
23	104	Erban	Mischo	CAN	1:13.507	59.830	59.830
24	30	Castleberry	Steve	USA	1:01.589	59.883	59.883
25	51	Graves	Tony	CAN	1:00.239	1:09.033	1:00.239
26	19	Bean	Brandon	CAN	1:00.447	1:01.759	1:00.447
27	57	Johnston	Alex	CAN	1:00.483	1:01.287	1:00.483
28	49	Galbraith	Kole	USA	1:02.453	1:00.525	1:00.525
29	50	Gradlmiller	Maximilian	CAN	1:00.783	1:18.134	1:00.783
30	39	Crozier	Kelsey	CAN	1:01.504	1:00.942	1:00.942
31	36	Cortright	Brian	USA	1:01.145	1:02.422	1:01.145
32	78	Neilson (F)	Katie	CAN	1:06.711	1:01.155	1:01.155
33	87	Riley	Taylor	CAN	1:01.155	1:01.223	1:01.155
34	46	Farivar	Mischa	CAN	1:01.392	DNF	1:01.392
35	76	Morrow	Jeremy	CAN	1:02.337	1:01.578	1:01.578
36	71	Martin Downie	Mitchel	CAN	1:03.223	1:01.581	1:01.581
37	17	Alexander	Dylan	CAN	1:01.584	1:01.784	1:01.584
38	29	Carter	Kelly	AUS	DNF	1:01.918	1:01.918
39	77	Napier	Matthew	CAN	1:03.909	1:02.251	1:02.251
40	35	Connor	Craig	CAN	1:13.468	1:02.273	1:02.273
41	72	Mathieson	Callum	NZL	1:03.345	1:02.509	1:02.509
42	56	Johnson	Jacob	USA	1:02.678	DNS	1:02.678
43	54	Heffernam	Ryan	USA	1:02.838	1:14.292	1:02.838
44	33	Coleman	Wolfgang	CAN	1:03.142	1:03.462	1:03.142
45	83	Peterson	Ty	CAN	1:03.303	DNF	1:03.303
46	90	Russell	Ian	CAN	1:05.318	1:03.647	1:03.647
47	100	Vidales	Marco	COL	1:05.225	1:03.706	1:03.706
48	37	Craddock	Jack	CAN	1:04.465	1:03.867	1:03.867
49	63	Lee	Gary	CAN	1:04.010	1:05.769	1:04.010
50	61	Korman	Oliver	CAN	1:04.530	1:04.350	1:04.350
51	88	Robert	Marcel	CAN	1:09.759	1:04.576	1:04.576

**International Gravity Sports Association**

**Event:** Vernon DH7  
**Location:** Vernon, BC, Canada  
**Date:** June 11, 2011  
**Event Level:** Continental  
**Weather:** Sunny,

**Promoter:** Mischo Erban  
**Chief Steward:** Marcus Rietema  
**Starter:** Greg Cockburn  
**Track Conditions:** Dry  
**Course Length:** 1 km

**Downhill Skateboard Continued Qualifying**

Pos	No	Surname	First Name	Nat	Run #1	Run #2	Best
52	32	Clark	Josh	CAN	1:16.974	1:04.588	1:04.588
53	43	Dubois	Quinn	CAN	1:07.630	1:04.591	1:04.591
54	40	Darragh	Charlie	CAN	1:04.736	1:08.617	1:04.736
55	65	Long	Justice	CAN	1:06.371	1:04.743	1:04.743
56	82	Padgett	Josh	CAN	1:08.229	1:04.831	1:04.831
57	47	Favela	Daniel	MEX	1:04.922	1:24.811	1:04.922
58	22	Bos	Zoran	CAN	1:07.443	1:05.193	1:05.193
59	84	Phillips	Grant	USA	1:12.684	1:05.380	1:05.380
60	99	Triomphe	Dave	CAN	1:05.435	1:05.749	1:05.435
61	91	Sampson	Wes	CAN	1:05.578	1:12.930	1:05.578
62	55	Izman	Jes	MAS	1:07.694	1:05.631	1:05.631
63	95	Slota	Mike	CAN	1:05.789	1:14.701	1:05.789
64	102	Wilcox	Jody	CAN	1:05.794	1:07.162	1:05.794
65	69	Macquarrie	Taryn	CAN	1:06.471	1:11.294	1:06.471
66	25	Brandford	Bryce	CAN	1:14.054	1:06.521	1:06.521
67	67	Lutsenko	Nick	CAN	1:11.461	1:07.127	1:07.127
68	23	Boudreau	Michael	CAN	DNS	1:07.456	1:07.456
69	18	Anderson	Nathan	AUS	1:07.528	1:09.427	1:07.528
70	79	Nowlin	Devin	CAN	1:09.875	1:07.540	1:07.540
71	80	Oneill (F)	Anna	CAN	1:12.726	1:07.701	1:07.701
72	58	Jones	Michael	CAN	1:12.569	1:08.837	1:08.837
73	59	Kelcey	Avery	CAN	1:16.249	1:09.405	1:09.405
74	86	Reich	Bryan	CAN	1:16.215	1:09.581	1:09.581
75	64	Leslie (F)	Andi	CAN	1:11.501	1:09.694	1:09.694
76	96	Smallwood	William	CAN	1:10.493	1:09.998	1:09.998
77	28	Campbell	Scott (reddog)	USA	1:14.351	1:10.563	1:10.563
78	52	Halford	Kris	CAN	1:11.325	1:14.749	1:11.325
79	21	Boe	Jarrett	CAN	1:13.633	1:18.181	1:13.633
80	20	Bell	Tristan	CAN	1:15.775	1:26.028	1:15.775
81	66	Long	Dashiel	CAN	1:30.181	1:40.991	1:30.181
82	101	Ware	James	CAN	DNF	DNS	DNF
83	24	Bowditch	Michael	AUS	DNS	DNS	DNS

**Women Downhill Skateboard Qualifying**

Pos	No	Surname	First Name	Nat	Run #1	Run #2	Best
1	78	Neilson	Katie	CAN	1:06.711	1:01.155	1:01.155
2	80	Oneill	Anna	CAN	1:12.726	1:07.701	1:07.701
3	64	Leslie	Andi	CAN	1:11.501	1:09.694	1:09.694

**Junior 1 Downhill Skateboard Qualifying (Age 8-13)**

Pos	No	Surname	First Name	Nat	Run #1	Run #2	Best
1	54	Heffernan	Ryan	USA	1:02.838	1:14.292	1:02.838
2	90	Russell	Ian	CAN	1:05.318	1:03.647	1:03.647
3	37	Craddock	Jack	CAN	1:04.465	1:03.867	1:03.867
4	61	Korman	Oliver	CAN	1:04.530	1:04.350	1:04.350
5	43	Dubois	Quinn	CAN	1:07.630	1:04.591	1:04.591
6	67	Lutsenko	Nick	CAN	1:11.461	1:07.127	1:07.127
7	23	Boudreau	Michael	CAN	DNS	1:07.456	1:07.456
8	18	Anderson	Nathan	AUS	1:07.528	1:09.427	1:07.528
9	96	Smallwood	William	CAN	1:10.493	1:09.998	1:09.998
10	20	Bell	Tristan	CAN	1:15.775	1:26.028	1:15.775

**International Gravity Sports Association**

**Event:** Vernon DH7  
**Location:** Vernon, BC, Canada  
**Date:** June 11, 2011  
**Event Level:** Continental  
**Weather:** Sunny,

**Promoter:** Mischo Erban  
**Chief Steward:** Marcus Rietema  
**Starter:** Greg Cockburn  
**Track Conditions:** Dry  
**Course Length:** 1 km

**Junior 1 Downhill Skateboard Continued Qualifying (Age 8-13)**

Pos	No	Surname	First Name	Nat	Run #1	Run #2	Best
11	75	Moisanen	Max	USA	DNS	DNS	DNS

**Junior 2 Downhill Skateboard Qualifying (Age 14-17)**

Pos	No	Surname	First Name	Nat	Run #1	Run #2	Best
1	41	Davidson	Brendan	CAN	58.763	59.067	58.763
2	44	Dutton	Jacob	CAN	59.268	59.104	59.104
3	48	Finocchio	Quinn	CAN	59.503	DNF	59.503
4	57	Johnston	Alex	CAN	1:00.483	1:01.287	1:00.483
5	87	Riley	Taylor	CAN	1:01.155	1:01.223	1:01.155
6	29	Carter	Kelly	AUS	DNF	1:01.918	1:01.918
7	56	Johnson	Jacob	USA	1:02.678	DNS	1:02.678
8	33	Coleman	Wolfgang	CAN	1:03.142	1:03.462	1:03.142
9	83	Peterson	Ty	CAN	1:03.303	DNF	1:03.303
10	90	Russell	Ian	CAN	1:05.318	1:03.647	1:03.647
11	32	Clark	Josh	CAN	1:16.974	1:04.588	1:04.588
12	40	Darragh	Charlie	CAN	1:04.736	1:08.617	1:04.736
13	65	Long	Justice	CAN	1:06.371	1:04.743	1:04.743
14	82	Padgett	Josh	CAN	1:08.229	1:04.831	1:04.831
15	22	Bos	Zoran	CAN	1:07.443	1:05.193	1:05.193
16	95	Slota	Mike	CAN	1:05.789	1:14.701	1:05.789
17	69	Macquarrie	Taryn	CAN	1:06.471	1:11.294	1:06.471
18	59	Kelcey	Avery	CAN	1:16.249	1:09.405	1:09.405
19	79	Nowlin	Devin	CAN	1:09.875	1:07.540	1:07.540
20	86	Reich	Bryan	CAN	1:16.215	1:09.581	1:09.581
21	89	Rudge	Ian	CAN	DNS	DNS	DNS

**Classic Luge Qualifying**

Pos	No	Surname	First Name	Nat	Run #1	Run #2	Best
1	11	Peer	Scott	USA	1:02.060	1:03.522	1:02.060
2	10	Parks	Kolby	CAN	1:03.055	1:02.413	1:02.413
3	14	Condon	William	CAN	1:04.385	1:02.826	1:02.826
4	13	Martin Downie	Mitchel	CAN	1:11.873	1:09.762	1:09.762
5	15	Dubois	Quinn	CAN	1:18.137	1:17.042	1:17.042
6	12	Moisanen	Jan	USA	1:42.950	1:20.291	1:20.291

**Street Luge Qualifying**

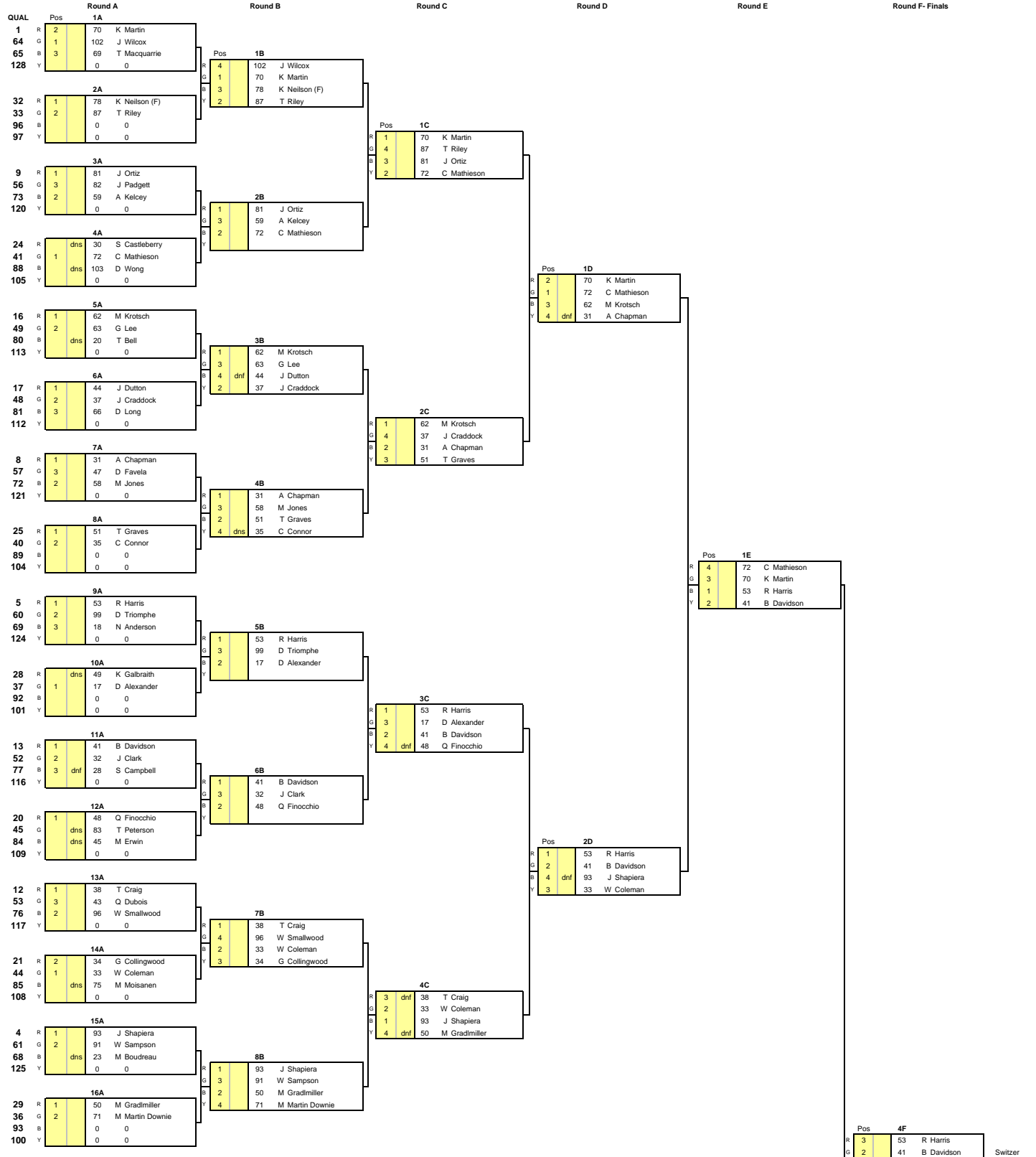
Pos	No	Surname	First Name	Nat	Run #1	Run #2	Best
1	3	Kolby	Parks	CAN	57.006	56.279	56.279
2	2	Condon	William	CAN	58.287	57.623	57.623
3	4	Wall	Dylan	CAN	1:13.045	DNS	1:13.045

**International Gravity Sports Association**

**Event:** Vernon DH7  
**Location:** Vernon, BC, Canada  
**Date:** June 12, 2011  
**Event Level:** Continental  
**Weather:** Variable

**Promoter:** Mischo Erban  
**Chief Steward:** Marcus Rietema  
**Starter:** Greg Cockburn  
**Track Conditions:** Dry  
**Course Length:** 1 km

**Downhill Skateboard**



QUAL	Pos	17A
3	R	1 74 L Melo
62	G	3 55 J Izman
67	B	2 67 N Lutsenko
126	Y	0 0
18A		
30	R	1 39 K Crozier
35	G	2 76 J Morrow
94	B	0 0
99	Y	0 0
19A		
11	R	1 dns 26 N Breton
54	G	1 dns 40 C Darragh
75	B	1 dns 64 A Leslie (F)
118	Y	0 0
20A		
22	R	2 92 R Sandberg
43	G	1 54 R Heffernam
86	B	3 89 I Rudge
107	Y	0 0
21A		
14	R	1 60 C Kite
51	G	2 88 M Robert
78	B	3 52 K Halford
115	Y	0 0
22A		
19	R	1 42 K Domerecki
46	G	1 dns 90 I Russell
83	B	1 dns 24 M Bowditch
110	Y	0 0
23A		
6	R	1 27 C Brickenden
59	G	2 84 G Phillips
70	B	1 dns 79 D Nowlin
123	Y	0 0
24A		
27	R	2 57 A Johnston
38	G	1 29 K Carter
91	B	0 0
102	Y	0 0
25A		
7	R	1 94 Z Shikaze
58	G	2 22 Z Bos
71	B	1 dns 80 A O'Neill (F)
122	Y	0 0
26A		
26	R	1 19 B Bean
39	G	2 77 M Napier
90	B	0 0
103	Y	0 0
27A		
15	R	1 85 J Readings
50	G	2 61 O Korman
79	B	3 21 J Boe
114	Y	0 0
28A		
18	R	2 73 C McQueen
47	G	1 dns 100 M Vidales
82	B	1 101 J Ware
111	Y	0 0
29A		
10	R	1 68 G Mackenzie
55	G	2 65 J Long
74	B	1 dns 86 B Reich
119	Y	0 0
30A		
23	R	1 104 M Erban
42	G	1 dns 56 J Johnson
87	B	1 dns 98 B Tibbles
106	Y	0 0
31A		
2	R	1 97 P Switzer
63	G	2 95 M Slota
66	B	1 dns 25 B Brandford
127	Y	0 0
32A		
31	R	2 36 B Cortright
34	G	1 46 M Farivar
95	B	0 0
98	Y	0 0

Pos	9B
1	74 L Melo
4	67 N Lutsenko
2	39 K Crozier
3	76 J Morrow

Pos	5C
1	74 L Melo
4	dnf 39 K Crozier
2	92 R Sandberg
3	54 R Heffernam

Pos	10B
3	40 C Darragh
2	54 R Heffernam
1	92 R Sandberg

Pos	3D
4	74 L Melo
1	92 R Sandberg
3	29 K Carter
2	27 C Brickenden

Pos	11B
3	dnf 60 C Kite
1	88 M Robert
2	42 K Domerecki

Pos	6C
4	88 M Robert
3	42 K Domerecki
2	27 C Brickenden
1	29 K Carter

Pos	12B
1	27 C Brickenden
3	84 G Phillips
2	29 K Carter
4	dnf 57 A Johnston

Pos	2E
2	92 R Sandberg
3	27 C Brickenden
1	97 P Switzer
4	68 G Mackenzie

Pos	13B
1	94 Z Shikaze
4	dnf 22 Z Bos
2	19 B Bean
3	77 M Napier

Pos	7C
1	94 Z Shikaze
3	19 B Bean
2	73 C McQueen
4	85 J Readings

Pos	14B
2	85 J Readings
3	61 O Korman
4	dnf 101 J Ware
1	73 C McQueen

Pos	4D
4	dnf 94 Z Shikaze
3	73 C McQueen
1	97 P Switzer
2	68 G Mackenzie

Pos	15B
1	68 G Mackenzie
3	65 J Long
2	104 M Erban

Pos	8C
2	68 G Mackenzie
3	104 M Erban
1	97 P Switzer
4	dnf 46 M Farivar

Pos	16B
1	97 P Switzer
4	95 M Slota
2	46 M Farivar
3	36 B Cortright

Pos	17B
1	97 P Switzer
4	92 R Sandberg

Pos	3F
4	dnf 70 K Martin
3	72 C Mathieson
2	27 C Brickenden
1	68 G Mackenzie

Winner

Mackenzie

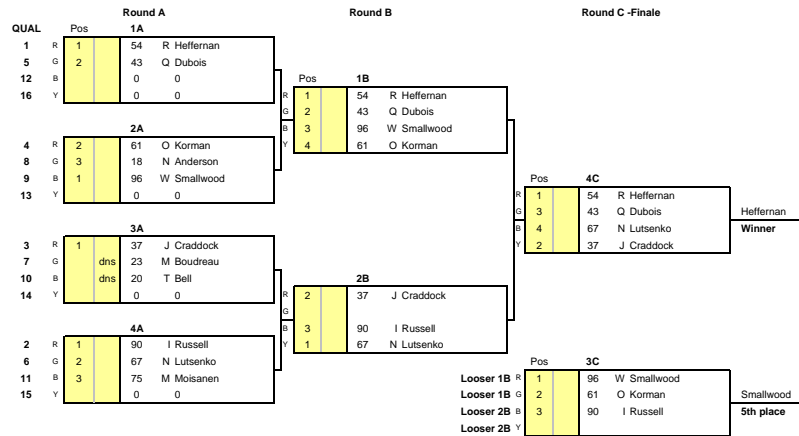
5th place

**International Gravity Sports Association**

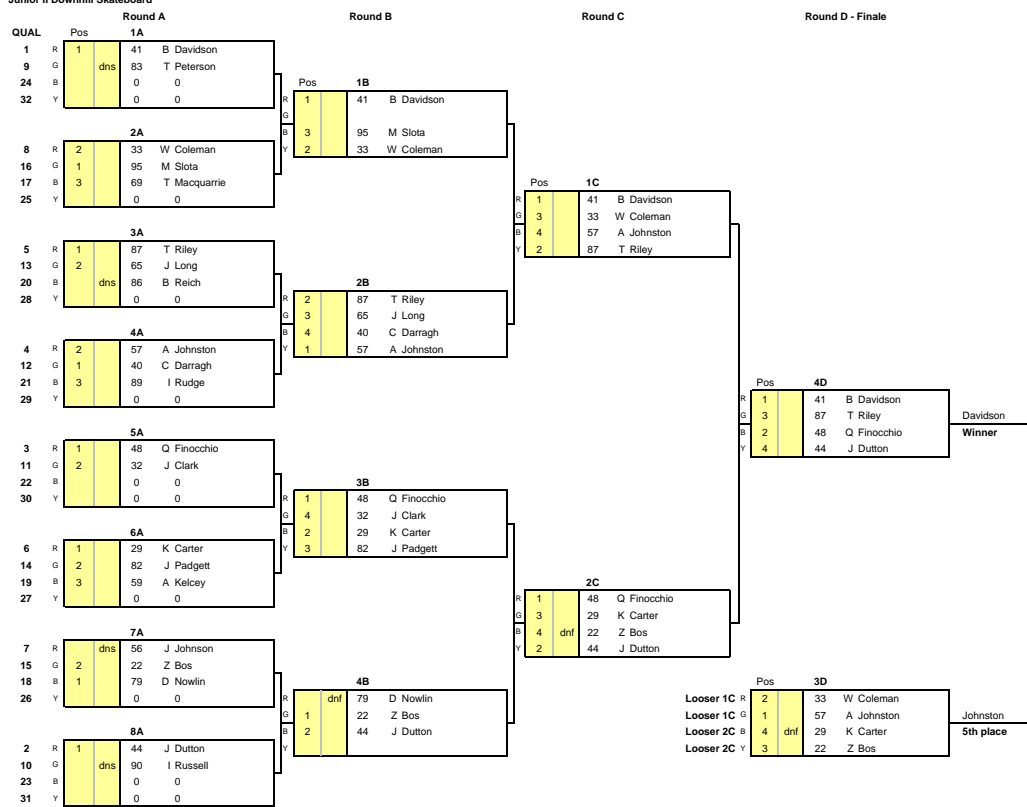
**Event:** Vernon DH7  
**Location:** Vernon, BC, Canada  
**Date:** June 12, 2011  
**Event Level:** Continental  
**Weather:** Variable

**Promoter:** Mischo Erban  
**Chief Steward:** Marcus Rietema  
**Starter:** Greg Cockburn  
**Track Conditions:** Dry  
**Course Length:** 1 km

**Junior I Downhill Skateboard**



**Junior II Downhill Skateboard**



**International Gravity Sports Association**

**Event:** Vernon DH7  
**Location:** Vernon, BC, Canada  
**Date:** June 12, 2011  
**Event Level:** Continental  
**Weather:** Variable

**Promoter:** Mischo Erban  
**Chief Steward:** Marcus Rietema  
**Starter:** Greg Cockburn  
**Track Conditions:** Dry  
**Course Length:** 1 km

**Women Downhill Skateboard**

QUAL	No.	Surname	Heat #1	Heat #2	Heat #3	Total points	Pos
1	78	K Neilson	2	1	1	4	1
2	80	A O'Neill	DNS	DNS	DNS	9	3
3	64	A Leslie	1	2	2	5	2

**Classic Luge**

QUAL	No.	Surname	Heat #1	Heat #2	Heat #3	Total points	Pos
1	11	S Peer	2	1	2	5	1
2	10	K Parks	3	3	1	7	3
3	14	W Condon	1	2	3	6	2
4	13	M Martin Downie	4	4	4	12	4
5	15	Q Dubois	6	5	5	16	5
6	12	J Moisanen	5	6	6	17	6

**Street Luge**

QUAL	No.	Surname	Heat #1	Heat #2	Heat #3	Total points	Pos
1	4	K Parks	1	1	1	3	1
2	52	W Condon	2	2	2	6	2
3	162	D Wall	3	3	3	9	3

**International Gravity Sports Association**

**Event:** Vernon DH7  
**Location:** Vernon, BC, Canada  
**Date:** June 12, 2011  
**Event Level:** Continental  
**Weather:** Variable

**Promoter:** Mischo Erban  
**Chief Steward:** Marcus Rietema  
**Starter:** Greg Cockburn  
**Track Conditions:** Dry  
**Course Length:** 1 km

**Downhill Skateboard Results**

<b>Pos</b>	<b>No</b>	<b>Surname</b>	<b>First Name</b>	<b>Nat</b>	<b>Best</b>	<b>Points</b>
1	97	Switzer	Patrick	CAN	55.638	383.44
2	41	Davidson	Brendan	CAN	58.763	368.62
3	53	Harris	Riley	CAN	57.256	361.60
4	92	Sandberg	Robin	SWE	59.734	355.18
5	68	Mackenzie	George	CAN	57.844	349.25
6	27	Brickenden	Cam	CAN	57.382	343.70
7	72	Mathieson	Callum	NZL	1:02.509	338.47
8	70	Martin	Kyle	CAN	55.604	333.50
9	62	Krotsch	Mathew	CAN	59.014	328.77
10	73	Mcqueen	Cam	CAN	59.243	324.24
11	29	Carter	Kelly	AUS	1:01.918	319.88
12	33	Coleman	Wolfgang	CAN	1:03.142	315.69
13	74	Melo	Luke	CAN	56.270	311.64
14	93	Shapiera	Jackson	AUS	56.289	307.71
15	94	Shikaze	Zen	CAN	57.517	303.91
16	31	Chapman	Andrew	CAN	57.562	300.21
17	81	Ortiz	Justen	CAN	57.587	296.61
18	42	Domerecki	Keenan	CAN	59.284	293.10
19	104	Erban	Mischo	CAN	59.830	289.67
20	51	Graves	Tony	CAN	1:00.239	286.33
21	19	Bean	Brandon	CAN	1:00.447	283.05
22	17	Alexander	Dylan	CAN	1:01.584	279.85
23	54	Heffernam	Ryan	USA	1:02.838	276.71
24	85	Readings	Justin	CAN	58.959	273.63
25	87	Riley	Taylor	CAN	1:01.155	270.61
26	37	Craddock	Jack	CAN	1:03.867	267.65
27	88	Robert	Marcel	CAN	1:04.576	264.73
28	38	Craig	Travis	CAN	58.242	261.87
29	48	Finocchio	Quinn	CAN	59.503	259.05
30	50	Gradmiller	Maximilian	CAN	1:00.783	256.28
31	39	Crozier	Kelsey	CAN	1:00.942	253.54
32	46	Farivar	Mischa	CAN	1:01.392	250.85
33	34	Collingwood	Graham	CAN	59.585	248.20
34	36	Cortright	Brian	USA	1:01.145	245.59
35	78	Neilson (F)	Katie	CAN	1:01.155	243.01
36	76	Morrow	Jeremy	CAN	1:01.578	240.46
37	77	Napier	Matthew	CAN	1:02.251	237.95
38	63	Lee	Gary	CAN	1:04.010	235.47
39	61	Korman	Oliver	CAN	1:04.350	233.01
40	32	Clark	Josh	CAN	1:04.588	230.59
41	40	Darragh	Charlie	CAN	1:04.736	228.20
42	65	Long	Justice	CAN	1:04.743	225.83
43	84	Phillips	Grant	USA	1:05.380	223.49
44	99	Triomphe	Dave	CAN	1:05.435	221.18
45	91	Sampson	Wes	CAN	1:05.578	218.89
46	58	Jones	Michael	CAN	1:08.837	216.63
47	59	Kelcey	Avery	CAN	1:09.405	214.38
48	71	Martin Downie	Mitchel	CAN	1:01.581	212.17
49	95	Slota	Mike	CAN	1:05.789	209.97
50	102	Wilcox	Jody	CAN	1:05.794	207.79
51	67	Lutsenko	Nick	CAN	1:07.127	205.64

**International Gravity Sports Association**

**Event:** Vernon DH7  
**Location:** Vernon, BC, Canada  
**Date:** June 12, 2011  
**Event Level:** Continental  
**Weather:** Variable

**Promoter:** Mischo Erban  
**Chief Steward:** Marcus Rietema  
**Starter:** Greg Cockburn  
**Track Conditions:** Dry  
**Course Length:** 1 km

**Downhill Skateboard Continued Results**

Pos	No	Surname	First Name	Nat	Best	Points
52	96	Smallwood	William	CAN	1:09.998	203.50
53	60	Kite	Cameron	AUS	58.932	201.38
54	44	Dutton	Jacob	CAN	59.104	199.29
55	22	Bos	Zoran	CAN	1:05.193	197.21
56	57	Johnston	Alex	CAN	1:00.483	195.15
57	35	Connor	Craig	CAN	1:02.273	193.10
58	101	Ware	James	CAN	DNF	191.08
59	43	Dubois	Quinn	CAN	1:04.591	189.07
60	82	Padgett	Josh	CAN	1:04.831	187.08
61	47	Favela	Daniel	MEX	1:04.922	185.10
62	55	Izman	Jes	MAS	1:05.631	183.14
63	69	Macquarrie	Taryn	CAN	1:06.471	181.19
64	18	Anderson	Nathan	AUS	1:07.528	179.26
65	52	Halford	Kris	CAN	1:11.325	177.34
66	21	Boe	Jarrett	CAN	1:13.633	175.44
67	66	Long	Dashiel	CAN	1:30.181	173.55
68	89	Rudge	Ian	CAN	DNS	171.67
69	28	Campbell	Scott (reddog)	USA	1:10.563	169.81
70	26	Breton	Nicholas	CAN	58.118	167.96
71	30	Castleberry	Steve	USA	59.883	166.13
72	49	Galbraith	Kole	USA	1:00.525	164.30
73	56	Johnson	Jacob	USA	1:02.678	162.49
74	83	Peterson	Ty	CAN	1:03.303	160.69
75	90	Russell	Ian	CAN	1:03.647	158.90
76	100	Vidales	Marco	COL	1:03.706	157.12
77	25	Brandford	Bryce	CAN	1:06.521	155.36
78	23	Boudreau	Michael	CAN	1:07.456	153.60
79	79	Nowlin	Devin	CAN	1:07.540	151.86
80	80	Oneill (F)	Anna	CAN	1:07.701	150.13
81	86	Reich	Bryan	CAN	1:09.581	148.40
82	64	Leslie (F)	Andi	CAN	1:09.694	146.69
83	20	Bell	Tristan	CAN	1:15.775	144.99

**Women Downhill Skateboard Results**

Pos	No	Surname	First Name	Nat	Best	Points
1	78	Neilson	Katie	CAN	1:01.155	383.44
2	64	Leslie	Andi	CAN	1:09.694	368.62
3	80	Oneill	Anna	CAN	1:07.701	361.60

**Junior 1 Downhill Skateboard Results (Age 8-13)**

Pos	No	Surname	First Name	Nat	Best	Points
1	54	Heffernan	Ryan	USA	1:02.838	383.44
2	37	Craddock	Jack	CAN	1:03.867	368.62
3	43	Dubois	Quinn	CAN	1:04.591	361.60
4	67	Lutsenko	Nick	CAN	1:07.127	355.18
5	96	Smallwood	William	CAN	1:09.998	349.25
6	61	Korman	Oliver	CAN	1:04.350	343.70
7	90	Russell	Ian	CAN	1:03.647	338.47
8	18	Anderson	Nathan	AUS	1:07.528	333.50
9	75	Moisanen	Max	USA	DNS	328.77
10	23	Boudreau	Michael	CAN	1:07.456	324.24

**International Gravity Sports Association**

<b>Event:</b>	Vernon DH7	<b>Promoter:</b>	Mischo Erban
<b>Location:</b>	Vernon, BC, Canada	<b>Chief Steward:</b>	Marcus Rietema
<b>Date:</b>	June 12, 2011	<b>Starter:</b>	Greg Cockburn
<b>Event Level:</b>	Continental	<b>Track Conditions:</b>	Dry
<b>Weather:</b>	Variable	<b>Course Length:</b>	1 km

**Junior 1 Downhill Skateboard Continued Results (Age 8-13)**

<b>Pos</b>	<b>No</b>	<b>Surname</b>	<b>First Name</b>	<b>Nat</b>	<b>Best</b>	<b>Points</b>
11	20	Bell	Tristan	CAN	1:15.775	319.88

**Junior 2 Downhill Skateboard Results (Age 14-17)**

<b>Pos</b>	<b>No</b>	<b>Surname</b>	<b>First Name</b>	<b>Nat</b>	<b>Best</b>	<b>Points</b>
1	41	Davidson	Brendan	CAN	58.763	383.44
2	48	Finocchio	Quinn	CAN	59.503	368.62
3	87	Riley	Taylor	CAN	1:01.155	361.60
4	44	Dutton	Jacob	CAN	59.104	355.18
5	57	Johnston	Alex	CAN	1:00.483	349.25
6	33	Coleman	Wolfgang	CAN	1:03.142	343.70
7	22	Bos	Zoran	CAN	1:05.193	338.47
8	29	Carter	Kelly	AUS	1:01.918	333.50
9	65	Long	Justice	CAN	1:04.743	328.77
10	82	Padgett	Josh	CAN	1:04.831	324.24
11	95	Slota	Mike	CAN	1:05.789	319.88
12	32	Clark	Josh	CAN	1:04.588	315.69
13	40	Darragh	Charlie	CAN	1:04.736	311.64
14	79	Nowlin	Devin	CAN	1:07.540	307.71
15	69	Macquarrie	Taryn	CAN	1:06.471	303.91
16	59	Kelcey	Avery	CAN	1:09.405	300.21
17	89	Rudge	Ian	CAN	DNS	296.61
18	56	Johnson	Jacob	USA	1:02.678	293.10
19	83	Peterson	Ty	CAN	1:03.303	289.67
20	90	Russell	Ian	CAN	1:03.647	286.33
21	86	Reich	Bryan	CAN	1:09.581	233.92

**Classic Luge Results**

<b>Pos</b>	<b>No</b>	<b>Surname</b>	<b>First Name</b>	<b>Nat</b>	<b>Best</b>	<b>Points</b>
1	11	Peer	Scott	USA	1:02.060	383.44
2	14	Condon	William	CAN	1:02.826	368.62
3	10	Parks	Kolby	CAN	1:02.413	361.60
4	13	Martin Downie	Mitchel	CAN	1:09.762	355.18
5	15	Dubois	Quinn	CAN	1:17.042	349.25
6	12	Moisanen	Jan	USA	1:20.291	343.70

**Street Luge Results**

<b>Pos</b>	<b>No</b>	<b>Surname</b>	<b>First Name</b>	<b>Nat</b>	<b>Best</b>	<b>Points</b>
1	3	Parks	Kolby	CAN	56.279	383.44
2	2	Condon	William	CAN	57.623	368.62
3	4	Wall	Dylan	CAN	1:13.045	361.60